


DECEMBER, 1982
ISSUE NUMBER 52

PRICE U.S. \$2.95
£2.00

THE ORIGINAL MAGAZINE FOR TRS-80™* OWNERS

H & E COMPUTRONICS INC.



Cover Photo by Harry Peterson
H&E COMPUTRONICS INC.
50 N. PASCACK ROAD
SPRING VALLEY, NEW YORK 10977
*TRS-80™ IS A TRADEMARK OF TANDY CORPORATION

U.S. POSTAGE
STANDARD
BULK RATE
Permit #58
New City, N.Y. 10956

FORWARDING & RETURN POSTAGE GUARANTEED

PLEASE ANSWER THESE 5 QUESTIONS

1. Do you have information that must be kept organized and accessible?
2. Do you ever need to perform statistical analyses?
3. Would you like to have a tool that will allow you greater flexibility in managing your own or your company's money?
4. Could you use a mail list program that will be easy to use, maintain an unlimited number of names, allow you great sorting flexibility, and even interact with a word processor?
5. Do you own or have access to a TRS-80 microcomputer?

YES NO

<input type="checkbox"/>	<input type="checkbox"/>
<input type="checkbox"/>	<input type="checkbox"/>
<input type="checkbox"/>	<input type="checkbox"/>

If you answered "yes" to any of these questions, we can be of assistance to you. Our Maxi Series of applications programs are designed to give you maximum versatility with a minimum of hassle. These programs were created for business use, but you'll find yourself using them for personal applications as well.

Thorough support — Of course, each program comes with in-depth, user-oriented documentation, and is menu-driven to make it easy to use. When necessary, the Maxi programs are compatible with each other, and, whenever pertinent, are interactive with the major word processing and spreadsheet programs published by other manufacturers. Also, we maintain a telephone support line to provide you with any assistance you might require.

Maxi Manager by Dale Kubler

Maxi Manager is a remarkable data base manager. Its fast machine language sort complements its large data storage capacity. The sophistication of its data entry, management, and printing capabilities makes Maxi Manager a versatile tool for many applications.

The program now includes Maxi Utility, which allows you to rescue files on diskettes that have been damaged by excessive wear or misuse and lets you expand, add, or delete fields from an existing data base. Let the unmatched capabilities of Maxi Manager handle your data management!

Model I & Model III. Minimum 1 disk drive required. 012-0196 \$149.99

Maxi Cras by Dale Kubler

(Check Register Accounting System)

Maxi Cras is a system that will computerize check writing, recording and analysis for business and personal finance. The system features 223 income and expense accounts, each of which will handle an unlimited number of transactions. Extensive register and report printing capabilities make Maxi CRAS an indispensable tool for managing money effectively.

Model I & Model III. Minimum 2 drives required. 012-0145 \$99.95

Maxi Mail by Dale Kubler

Maxi Mail is a powerful mail list management system that:

1. Is easy to use.
2. Has virtually unlimited storage capacity.
3. Interfaces with the major word processors to generate form letters and other text.
4. Prints mailing labels up to four-across in any format desired.
5. Has virtually unlimited coding capabilities with thirteen fields of information for each record.

Maxi Mail is the most sophisticated user-oriented mail list program available.


TRS-80 Model III only. 2 disk drives required. 012-0148 \$99.95

Maxi Stat by David Walonick

Maxi Stat is the most useful statistical analysis package on the market today. It was developed to allow maximum flexibility in designing customized analysis. Maxi Stat handles the three main components of statistical analysis:

1. Complete menu-driven codebook creation and editing.
2. Menu-assisted data entry.
3. User-created control files to describe the statistical analyses to be performed and printed out on the variables of your choice.


Model I & Model III. Minimum 2 drives required. 012-0153 \$199.95



Send \$1.00 for our 16 page booklet "Getting The Most From Your Micro" All 16 pages are packed with in-depth explanations and printout samples from the Maxi Series of applications programs.

THE BUSINESS DIVISION

BOX 3435
LONGWOOD, FL 32750
(305) 830-8194



PUBLISHER

Howard Y. Gosman

BUSINESS MANAGER

Steven M. Kahan

EDITOR-IN-CHIEF

Hubert S. Howe, Jr.

BUSINESS EDITOR

Peter Shenkin

MANAGING EDITOR

Martin Leffler

CONTRIBUTING EDITORS

Leo M. Conrad

Richard Kaplan

Spencer Koenig

Joseph Rosenman

Gordon Speer

A. A. Wicks

Steven M. Zimmerman, Ph.D.

ADVERTISING DIRECTOR

Kevin Rushalko

SALES MANAGER

Valerie Furci

ART DIRECTOR

Edmund Khaleel

OFFICE MANAGER

Beatrice Kahn

SOFTWARE MANAGER

Darlene Bell

CUSTOMER SERVICE

Robert Williams

INVENTORY CONTROL

Michael Wiseltier

SHIPPING

Joan Gentry

Al Pizzo

PRODUCT DEVELOPMENT

Steven Kaplan

David Staub

PRODUCTION

Adele Damiano

Sheryl Streim

Louis Wetstein

MARKETING MANAGER

Andrew Hofer

PROGRAMMING MANAGER

Nancy Rhodes

DECEMBER 1982

ISSUE NUMBER 52

CONTENTS

FEATURES

- 12 Program Previews A. A. Wicks
DOS Random Access & BASIC File Handling by H. J. Mueller
- 14 Practical Business Programs S. M. Zimmerman and L. M. Conrad
Regression Analysis with Confidence and Prediction Limits
- 15 Hardware Previews A. A. Wicks
Microbuffer from Practical Peripherals
- 16 Guest Editorial Michael Herbert Shadick
What's all this brouhaha about video games?
- 22 Array of Hope for BASIC Programmers (Part 4) Arne Rohde
Disk arrays and B-trees
- 28 Grid, Monogram, and Do-it-Yourself Brain Surgery Gordon Speer
Two BASIC programs and more
- 32 Assembly Language for Beginners (Part 10) Joseph Rosenman
Character displays and program tracings
- 44 Change Baud Rates on SYSTEM Tapes Kenneth R. Meyer
A utility program for the Model III only
- 46 Invisible Passwords for the TRS-80 Jake Siefert and Brett Hobbs
How to hide your passwords so nobody can see them
- 48 PERT — A Planning and Control Technique C. Brian Honess
Program Evaluation and Review Technique
- 58 The Grafrax Connection George F. Greenwald
Correct EPSON's errors explaining how to use this feature
- 60 Serious TBUG Steve Brown
High memory TBUG with hard copy option

REGULAR DEPARTMENTS

- 2 Bits and Pieces Howard Y. Gosman
Publisher's Remarks
- 4 The Crystal Ball
News and rumors of interest to TRS-80 owners
- 10 Letters to the Editor
Readers tell us what's on their minds
- 24 Beginner's Corner Spencer Koenig
The meeting of parallel lines
- 36 Pocket Computer Corner S. M. Zimmerman and L. M. Conrad
This Month: A set of binomial distribution routines
- 42 Color Computer Corner Joseph Rosenman
This Month: EDTASM + and ZBUG monitor
- 62 Computronics Classified
- 68 Advertising Directory

Entire contents copyright © 1982 by H & E Computronics, Inc. All rights reserved. Printed in the United States of America.

All correspondence should be addressed to The Editor, H & E Computronics, Inc., 50 North Pascack Road, Spring Valley, NY 10977. Unaccepted manuscripts will be returned if accompanied by sufficient first class postage. H & E Computronics will not be responsible for the return of unsolicited manuscripts, cassettes, floppy diskettes, program listings, etc. not submitted with a self-addressed, stamped envelope. Opinions expressed by the authors are not necessarily those of H & E Computronics, Inc.

Material appearing in the *H & E COMPUTRONICS MAGAZINE* may be reprinted without permission by school and college publications, personal computing club newsletters, and non-profit publications. Only original material may be reprinted; that is, you may not reprint a reprint. Each reprint must carry the following notice on the first page in 7-point or larger type:

Copyright © 1982 by H & E Computronics, Inc., 50 North Pascack Road, Spring Valley, NY 10977.

Please send us two copies of any publication that carries reprinted material.

ADVERTISING RATES

Contact Advertising Director for rate card. Special discounts available for multiple insertions.

Kevin Rushalko
(603) 547-2970

For information about receiving copies of *COMPUTRONICS* in quantity contact:

U.S. and Canadian Distributor

H & E Computronics, Inc.
50 North Pascack Road
Spring Valley, New York 10977
Attention: Steven M. Kahan
Tel.: (914) 425-1535

International Distributor

Worldwide Media Service, Inc.
386 Park Avenue South
New York, New York 10016
Attention: Sandra A. Joseph
Cable: WORLDMEDIA
Telex: 620430 (WUI)
Tel.: (212) 686-1520

BITS AND PIECES

Howard Y. Gosman

ON THE COVER

This month's cover reflects the introduction of our new, expanded version of our package for stock market entrepreneurs, *THE MARKET PAC* (originally the *STOCK MARKET PAC*, released in 1978). This is the latest effort by our long-time friend and associate, Dr. Peter Shenkin, Business Editor of *Computronics* and creator of the best-selling *BUSINESS PAC 100* and *MASTER PAC 100*. We don't know how he does it, but he keeps turning out programs at a fantastic rate, and he now has many devoted followers worldwide (our overseas customers have always been especially enthusiastic about the *BUSINESS PAC 100*).

THE MARKET PAC will aid both financial professionals and individuals in the evaluation, selection, and management of investment portfolios. It features: coverage of stocks, bonds, convertible securities, options, warrants and annuities; realistic treatment of taxes and commissions; and portfolio

selection methods. This package includes a complete Portfolio Bookkeeping system which will be invaluable in managing investment portfolios.

MODEL I CREATOR QUILTS

Steven Leininger, Radio Shack's director of advanced development and the person who was virtually the sole designer of the TRS-80 Model I, has quit Tandy (as reported in *Computerworld*) after five years with the company. Radio Shack's not particularly worried, since their development staff now numbers over 200, compared to the original 12 technical researchers who helped develop the Model I. There's apparently no hard feelings — Tandy is certainly grateful for Leininger's contributions, and Leininger holds no grudges against Tandy. He reportedly just felt the need to be part of a smaller "upstart" company in order to make the most of his experience and ideas.

continued on page 9

The H & E COMPUTRONICS MONTHLY NEWS MAGAZINE is published by H & E Computronics, Inc., 50 North Pascack Road, Spring Valley, New York 10977. *The H & E COMPUTRONICS MONTHLY NEWS MAGAZINE* is not sponsored, nor in any way officially sanctioned by Radio Shack, a division of Tandy Corporation.

The purpose of the *H & E COMPUTRONICS MONTHLY NEWS MAGAZINE* is to provide and exchange information related to the care, use, and application of the TRS-80™ computer systems. H & E COMPUTRONICS, Inc. does not take any financial responsibility for errors in published materials. Users are advised to check and edit vital programs carefully.

The H & E COMPUTRONICS MONTHLY NEWS MAGAZINE encourages comments, questions, and suggestions. H & E COMPUTRONICS will pay contributors for articles and programs published in the magazine.

The H & E COMPUTRONICS MONTHLY NEWS MAGAZINE is typeset by Photonics, Ltd., 188 Highwood Ave., Tenafly, NJ 07670, and is printed by Kay Offset Printing Service, Inc., 154 Grand Street, New York, NY 10013.

SUBSCRIPTION RATES

\$24 per year	SURFACE MAIL	U.S. Only
\$36 per year	FIRST CLASS MAIL	U.S.
\$36 per year	AIR MAIL	Canada and Mexico
\$48 per year	AIR MAIL	Outside U.S., Canada and Mexico
\$3 per copy	Single Copies	U.S., Canada and Mexico
\$4 per copy	Single Copies	Outside U.S., Canada and Mexico

Foreign subscriptions and sales should be remitted in U. S. funds drawn on a U.S. bank.

YOUR SUBSCRIPTION HAS EXPIRED IF . . . THE NUMBER ABOVE YOUR NAME AFTER THE DASH ON YOUR MAILING LABEL IS 52 (OR LESS). THE NUMBER FOLLOWING THE DASH TELLS YOU THE LAST ISSUE THAT YOU WILL RECEIVE. For example, if your subscription number is 16429-52, your subscription expires with this issue (issue #52).

DOSPLUS 4.0, the perfect score. The DOSPLUS 4.0 hard drive system is here!

A hard drive without the dynamic new DOSPLUS 4.0 is like an eggshell without the egg. The new DOSPLUS 4.0 is the leading edge—the latest in the line of advanced disk operating systems from MICRO-SYSTEMS SOFTWARE INC. It's the only current operating system written from the ground up for hard disk operation. Not just a driver but a fully developed system. What that means to you is more bang for your buck! Finally an unlimited TRS-80 for small business. For only \$1899 you get the DOSPLUS "PLUS"

THE DOSPLUS 4.0 FEATURES

- Single volume addressing/Double sided floppies seen as one drive—one file can expand to limit of the hard drive
- Hard Disk—disk editing utilities
- Incredible I/O speed
- Runs any combination of densities or tracks
- Also operates 8" drives with special hardware—comes with expanded users guide and complete DOS technical section on I/O calls and DCB organization
- Ability to use hard drive as the "system" drive.

"PLUS" MANY OF THE SENSATIONAL NEW DOSPLUS 3.4 FEATURES

- BASIC array sort—multi key, multi array
- Tape/Disk—Disk/Tape utility (with relocater)
- Input (controlled screen input)
- Random access and ASCII modification on Diskdump
- BASIC checks for active "DO"
- Backup and Format from a "DO" file
- Much improved Backup (More reliable)

\$1899 TAKE YOUR MICRO
TO THE MAX.
ORDER NOW!

COMPLETE WITH 5 MEG SYSTEM.

- I/O package much faster (disk access time reduced)
- Repeat last DOS command with '/' [ENTER]
- Short directory (filename and extension) available
- Short directory of Model III TRSDOS disks
- Single file convert from Model III TRSDOS
- COMPLETE device routing supported (DOS and BASIC)
- Ability to save BASIC programs directly to another machines' memory (if equipped with DOSPLUS 3.4)

NOTE: The final versions of 3.4 and 4.0 will have almost identical features and documentation.

THE COMPLETE SYSTEM

- Smooth, silent, swift
- Error-free disk I/O
- *Add on up to 4, 10 meg units for a total of 40 megabytes!
- Plugs on the 50 pin data bus.—no loss of floppy drives
- Completely self-contained—just plug it in and go
- *10 meg units available Soon.

NOTE: Specify 40 or 80 track when ordering DOS diskette.
After initial bootup, user can create any DOS desired.

The first in the industry backed by a lifetime warranty**

**Lifetime warranty on original media

DOSPLUS

DOSPLUS first in quality!
First in the industry!

**MICRO-SYSTEMS
SOFTWARE, INC.**

4301-18 Oak Circle
Boca Raton, FL 33431
Telephone: (305) 983-3390



EIGHTY SYSTEM NEWSLETTER

FOR TRS-80* USERS
(Mod. I/II/III/16/COLOR)

EIGHTY SYSTEM NEWSLETTER



June 11, 1982
 NEED COMPUTER INFORMATION? You don't need to be a computer expert. This newsletter is for you. It contains the latest news on the TRS-80 computer family, including the Model III, Model 16, and the new Color Computer. It also features articles on software, hardware, and other topics of interest to TRS-80 users. Each issue is packed with information and is a must-read for anyone who owns or is considering a TRS-80 computer. The newsletter is published quarterly and is available for a subscription fee of \$39.00 per year. Single issues are \$2.00 each. Write for more information to: Eighty System Newsletter, P.O. Box 27, Franklin Park, NJ 08823.

(Also for dealers, mfg. and industry personnel.)

Published 52 times per year and mailed First Class

- Latest TRS-80* System News
- Product Notes & Reports
- New Hardware & Software
- Industry Trends
- User Notes & Comments
- TRS-80* Article Summaries

RATES

\$39.00 Year - First Class
(US, Canada & Mexico)

\$75.00 Year - Foreign (Air)
(Must be in US Funds)

SAMPLE COPIES \$2.00

EIGHTY SYSTEM NEWSLETTER

3001 Route 27 Franklin Pk., NJ 08823

- \$39.00 (1-Year Subscription)
- \$75.00 (Foreign-Air-US Funds)
- \$ 2.00 (2 Sample Issues)

Name _____

Company _____

Address _____

City _____

State _____ Zip _____

(MC & VISA OK—Include card number, expiration date & signature.)

*TRS-80 is a Registered Trademark of Tandy Corporation/Radio Shack Div.

THE CRYSTAL BALL

(News and Rumors of Interest to TRS-80 Owners)

THE END OF THE MODEL III?

It seems like only yesterday that Model I owners got the news that their computer was discontinued—replaced by the Model III. The Model III is essentially a repackaged Model I, with the addition of double-density drives, and it's been even more popular than the Model I was. The Model I is a great computer, but its inevitable tangle of cables has always made it unsightly and prone to errors. The Model III's neat enclosure eliminated this problem and made the computer truly acceptable for most businesses (although, computer buffs who use the Model I for business purposes feel that it's just as good as the Model III).

Well, don't panic, but we have reliable information that the Model III will soon be replaced by another computer, name unknown (the Model IV?). As in the previous "replacement" of the Model I by the Model III, the new machine will be very similar to the Model III, and will be completely software-compatible, which should make you all breathe a little easier. Technology has moved so rapidly these last few years that Radio Shack would be foolish not to keep up. Naturally, we expect that support for Models I and III would continue as before.

What will the new machine be like? Well, we have a couple of good predictions and a lot of speculation. First, we can expect the new machine to look something like the Model III, with a complete system enclosure, but it will be significantly smaller. It may even be small enough to put a carrying handle on it and address the "semi-portable" market. One important feature that's bound to be included. The disk drives will be of the new "Slimline" variety—about half the size of the present drives, and twice the storage capacity. Since the Model III has double-density drives, look for quad-density in this next incarnation.

If the machine is really portable, then the screen itself may be smaller, with the possibility of an add-on full size screen—and we'd like to see

Radio Shack make the full-size monitor a color monitor, adding COLOR BASIC commands from the Color Computer for high resolution graphics. One more point about the screen: Radio Shack, if you're reading this, PLEASE make it an 80-column screen! Business people the world over would love you for it!


It's hard to predict what other changes might be made. If Radio Shack wishes to increase their sales in the business market, which is where the money is, then they'll have to include some new features as standard equipment — like an RS232 interface, or maybe two, as in the Model II — and a built-in hard disk port (virtually everyone in business will have hard disks within two years). The new machine, like the Models I, II, III and 16, will undoubtedly have a break-in period where many troubles will surface and be corrected. But like the others, once the real problems are solved and the smoke clears, we'll see a new machine that equals or surpasses the competition in power, and beats them in price.

THE ELECTRONIC ECONOMY

The infant field of banking by computer terminal is a subject of great excitement, great controversy, cautious optimism and more than a little well-justified fear. A picture is being painted of a world in which we can complete any type of financial transaction instantly, right from the comfort of our homes and offices. If you want to buy a stock issue, a toaster oven, or a car; if you want to make a bank deposit, a transfer, or a loan payment, you can do it with the touch of a few keys on your microcomputer. Sounds convenient, right? Well the future may hold some major changes for us in the way we do business, and they're not necessarily all for the good.


Some of us, both in our personal budgeting and in our businesses, frequently rely on "cash flow" strategies. For instance: you lack an overdraft credit line on your checking account and you're a little short of cash this

continued on page 6



SCARFMAN

This incredibly popular game, *crazy* now runs on your TRS-80! It's eat or be eaten. You run Scarfman around the maze, gobbling up everything in your path. Try to eat it all before nasty monsters devour you. Excellent high speed machine language action game from the Corsoft Group. With sound. Price: A.




ARMORED PATROL

A realistic tank battle simulation. Your view is a 3-D perspective of an alien landscape. Maneuver your T-36 tank to locate and destroy enemy tanks and robots that lay hidden. Try to assault you. Clever graphics create the illusion of movement and depth. From Adventure International. With sound. Price: B.




REAR GUARD

Deadly waves of enemy Cyborg craft attack your feet from the rear. You are the Mothership's sole defender. You have unlimited firepower, but the Cyborgs are swift, nimble attackers. Your abilities are tested hard in this game or lightning fast action and lively sound. From Adventure International. Price: B.



STRIKE FORCE

As the primary defender of a world of cities under deadly alien attack, your weaponry is the latest: rapid fire missiles, long range radar, and incendiary star shells. Your force field can absorb only a limited number of impacts. A complex game of strategy, skill and reflexes from Melbourne House. Price: A.



PANIK

Trapped at an enemy building site, your fate seems certain. Your laser is charged and evil Mzors are closing in. You'll have to climb ladders and think one step ahead of the various monsters. A challenging game for agile minds. From Fantastic Software with voice (Disk has larger vocabulary). Price: B.




SEA DRAGON

Your submarine, the U.S.S. Sea Dragon, penetrates a mined enemy channel. Armed with missiles and torpedoes, you engage the enemy while navigating unknown waters. Succeed or come to a salty end in this game. 29 screens of horizontally scrolling sea-scape and sound from Adventure International. Price: B.


SAVE

10, 15, 20%




BOUNCEBOIDS

Huge boulders crash off the walls. You're in the middle, in danger of being flattened. Keep your wits about you as you blast these "bouncoids" from the screen. Large ones break into many small ones. Clear a screen, and enter a fast-paced challenge stage with a chance for big bonus points. From the Corsoft Group. Price: A.



CATERPILLAR

An arcade favorite! Slip these multi-sectioned crawlers before they creep down through the mushrooms. Zap them with its own sense of direction. It all adds up to lots of fun for kids and adults alike. From Soft Sector. Market. With sound. Price code: A.




DEFENSE COMMAND

The invaders are back! Alone, you defend the all important nuclear fuel canisters from the repeated attacks of fleeing aliens, guardedly. An alien passes your guard, snatches a canister and flies straight on the ship from the sky! With sound and voice. Price: A.



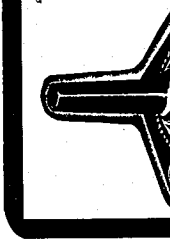
CRAZY PAINTER

You have to paint the floor white. We give you the paint and brush. Sounds easy? Hah! You'll be confounded by stray dogs, snakes, sloshing buckets of turpentine, even a ravenous "paint game" monster. A crazy, imaginative new game for experienced game players. Lot's of laughs. Price: A.



SUPER NOVA

Asteroids float ominously around the screen. You must destroy them before they destroy you! (Big asteroids break into little ones). Your ship will respond to thrust, rotate, hyperspace and fire. Watch out for that saucer with the laser! As featured in May 1981 Byte Magazine. Price: A.



THE ALPHA JOYSTICK

ONLY \$39.95

© 1982 ALPHA Products

"If you purchase Alpha's Joystick you get the exquisite pleasure of enjoying (action games) to the limit of arcade-style realism."

- 80 Microcomputing 80 Reviews, Jan '82
- FEEL THE POWER...
- + Features the famous Atari Joystick
- + Works with all Model I or III systems
- + Compatible with any other accessories
- + Saves your keyboard from abuse
- + Experiment in BASIC. Use A=INP(0)
- + Complete, ready to plug in and use
- + Model I; plugs into KB or E/I
- + Model III; plugs into 50 pin I/O bus
- Price includes Joystick + Alpha Interface
- + Instructions + Demo Program listing.
- Please specify Model I or III.
- 14 DAY MONEY BACK GUARANTEE


THE BEST FOR LESS

As you can see, all the best games from the top producers are joystick compatible. These games are fun without the joystick but we hope that you are one of the many thousands who enjoy the advantage of real joystick action.

Now you can deduct up to 20% on the price of games: buy any 2 games deduct 10%, buy any 3 games deduct 15%, buy any 4 games deduct 20% from game prices.

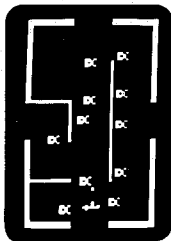
TOP TEN

1. SCARFMAN - All time favorite
2. ARMORED PATROL - Super 3D graphics
3. PENETRATOR - Rare reviews
4. STELLAR ESCORT - Fast and Challenging
5. CRAZY PAINTER - Unique game concept
6. PANIK - Remarkable Voices
7. DEFENSE COMMAND - Tough struggle
8. CATERPILLAR - Good rendition
9. ROBOT ATTACK - With voice
10. SEA DRAGON - Amazing "Seascape"




STELLAR ESCORT

The best super action game from Big Five, the Federals, to escort a fighter you've been chosen to escort what is possibly the most important shipment in Federation history. The enemy will send many squadrons of their best fighters to intercept. With sound. Disk version has voices. Price: A.



ROBOT ATTACK

Talks without a voice synthesizer, through the cassette port. With just a hand laser in an armed space station, you encounter armed robots. Some march towards you, more walk around the perimeter. As many robots as you desire before escaping to a new section. More robots await you. Price: A.




LUNAR LANDER

As a vast panoramic moonscape scrolls by, select one of many landing sights. The more perilous the spot, the more points scored -- if you land safely. You control LCM main engines and slow burners. One of the best seen in space. From Adventure International. With sound. Price: A.



PENETRATOR

Soar swiftly over jagged landscape, swooping high and low to avoid obstacles and enemy missile attacks. With miles of wild terrain and tunnels to penetrate, you're well armed with bombs and multiple forward missile capability. From Melbourne House. Excellent sound, trailer, mode and customizing program. Price: C.




CHICKEN

Will the chicken cross the road? That's up to you. Can you guide these helpless little chicks across the perilous 10 lane super highway to safety? Or will you bumble, littering the back-porch with a storm of chicken feathers? A humorous YSM with intriguing game of nerves from SSM with sound. Price: A.



LASER DEFENSE

In this game of ICBM's, high-energy lasers and particle beams, you control toward Earth. You shift right and left as you fire your lasers. A few break above the globe, you intercept Soviet nuclear missiles in flight and attempt to destroy their scattered missile bases. With sound from MED Systems. Price: B.




GALAXY INVASION

The sound of the klaxon is calling you! Invaders have been spotted warping toward Earth. You shift right and left as you fire your lasers. A few break above the globe, you intercept Soviet nuclear missiles in flight and attempt to destroy their scattered missile bases. With sound effects. Price: A.



OUTHOUSE

You are the mighty protector of this small (but important) wooden structure. For reasons unknown, a bizarre gang of miscreants wish to vandalize (not and otherwise destroy the little hall moon house. Your parol crat has lasers and smart bombs with which to fight or. From SSM with sound. Price: A.



METEOR MISSION II

As you look down on your view, astronauts cry out for rescue. You must maneuver through the asteroids and meteors. (Can you get back to the space station?) Fire lasers to destroy the asteroids, but watch out, there could be an alien flagship lurking includes sound effects. Price: A.

ADD \$2.00 PER ORDER FOR SHIPPING AND HANDLING
WE ACCEPT VISA, MASTERCARD, CHECKS, M.O.
C.O.D. ADD \$3.00 EXTRA.
NY RESIDENTS ADD SALES TAX.
OVERSEAS, P.O. ADD 10%
DEALER DISCOUNTS AVAILABLE

ALPHA Products
79-04 Jamaica Ave., Woodhaven, NY 11421



GAME PRICES

- A: TAPE: \$15.95 • DISK: \$19.95
- B: TAPE: \$19.95 • DISK: \$24.95
- C: TAPE: \$24.95 • DISK: \$29.95

Toll Free Order Line
800-221-0916

Orders Only, NY & Info call (212) 296-5916. Hours: 9-5 E.S.T.

**FOR
MODEL II & 16's
only
using PROFILE II or II***

☐ Do you need access to PROFILE II or II* data files???

☐ Do you need to restructure your 2000 entry data file???

☐ Do you want to interface other programs to use PROFILE data???

If you can answer YES to two out of these three questions you need

FIELDER...\$55⁰⁰
Remove deleted records from your profile data to free up wasted space with

PACKER...\$40⁰⁰

SWAYBACK SOFTWARE
Box 1351, Merchantville, NJ 08109
(609) 778-0811

more information upon written request or call



**MAKE YOUR OWN
SIGNS IN MINUTES**

Reduction of an actual sign

The Banner Machine®

- For the TRS-80 I & III with 32K tape or 48K disk
- For use on the Epson MX-80 with Graftrax
- Uses dot graphics instead of TRS-80 block graphics
- Menu-driven program
- Operation similar to a word processor
- Makes signs up to 10" tall by any length
- 10 sizes of letters from 3/4"-8" high
- Mono or proportional spacing
- Automatic centering; Right and left justifying
- Makes borders of variable width up to 3/4"

Order The Banner Machine® — \$49.95 from

Virginia Micro Systems	Virginia Micro Systems 13646 Jeff Davis Highway Woodbridge, Virginia 22191	VISA
------------------------------	--	------

Phone (703) 491-6502 



**TRS-80 MODEL I T.M.*
GOLDPLUG - 80**

Eliminate disk re-boots and data loss due to poor contact problems at card edge connectors. The GOLD PLUG - 80 solders to the board card edge. Use your existing cables.

CPU/keyboard to expansion interface. . . . \$18.95

Expansion interface to disk, printer, RS232, screen printer (specify) \$9.95 ea

Full set, six connectors. . . \$54.95

EAP COMPANY
P.O. Box 14, Keller, TX 76248
(817) 498-4242

*TRS-80 is a trademark of Tandy Corp.

week—but payday is just the day after tomorrow, so you can cash a check at the local supermarket—even though your account balance may be close to zero. That check won't arrive at your bank until a day or so after your next deposit. Thus, you've taken out a loan on your next paycheck, without bank approval. Likewise, you can mail off a check in payment of your utility bill, knowing that it won't arrive until a deposit has been made to cover the check. These little day-to-day strategies will disappear if electronic banking becomes universal. The people who created the MasterCard have already introduced the MasterCard II, which is *not* a credit card, but a *debit* card—in other words, when you use the MasterCard II, it debits your checking account directly, rather than putting the charge onto your next credit card bill. Combine this type of checking account card with instant (maybe even 24-hour) banking, and you'll no longer be able to pass that check at the supermarket. When you present that card to the cashier, it will go straight into a machine that will be able to verify your account balance and *immediately* debit your account. If you don't have the funds in your account (or the credit) to cover the groceries, you're out of luck.

Transactions that are completed at the speed of light will have consequences for other areas than just our checking accounts. Market analysts and economists have found it more and more difficult to make accurate predictions as the speed of transactions is increased by electronic means. Things change too fast. Now, with the ability to get up-to-the-second quotations and predictions on a small computer screen, and to register transactions just seconds later, the feedback time between your discovery of a tip or trend and the placement of your transaction approaches zero. Instantaneous nationwide (and international) reaction to market trends may not be exactly what we need to stabilize our economy. What we may have is a problem analogous to that of some physical and social scientists: the observer contaminates his observation by the very act of observing. Perhaps a better analogy would be in horse racing: suppose you get a hot tip

about a horse that's really a sure bet to win. You see that the odds are very high against this horse, so a small bet is sure to make you a fortune. Now suppose that *everyone* has instant access to that same tip. Everyone instantly places bets on the same horse, so the odds quickly drop, and your bet won't make you a fortune after all. The instant-feedback effect has already shown itself in other areas of electronic communication: in the last Presidential election, computerized projections were made just after the polls closed on the East coast. The result was that people on the West coast were virtually cheated out of their vote. The early projections quickly showed that President Reagan would win, and West coast voters were dismayed by the sight of President Carter conceding the election *before the polls had closed*. Some economists visualize a light-speed economy shaking itself to pieces like a flywheel spun faster than its design limitation.

Universal electronic banking will also have an effect on our personal privacy. When every purchase and transaction you make is fed through and registered in a computerized system, the I.R.S. will really have a very accurate record available of every cent you earn and spend. Likewise, credit agencies and other companies that are interested in compiling a dossier on you will have less trouble doing so. Still more sinister is the possibility that certain groups (even criminal groups) will stick their noses into your business, examine your personal and business data, and perhaps even steal from you—and you won't even be able to detect them. Even now, vast data bases exist about our personal habits and preferences, about how we do business, and about our financial standing as credit risks. And more than one private group already exists with the explicit aim of controlling your economic behavior or forcing you to conform to their idea of morality. Some government (and non-government) agencies *already have* extensive files of this type on *all of us*.

Actually, we don't have to worry about all this becoming reality next week. The future of electronic banking is a subject of a lot of heated dis-

agreement among bankers themselves. Experimental programs have installed electronic banking facilities in many homes to test the market for these services. These tests have met with mixed results. Two articles in the October 4th *InfoWorld* dealt with this subject. One of the articles describes a recent conference of banking and computer people in New York City which illustrates the controversy over "Videotex" banking services. One research firm at the conference claimed that their survey shows a potential 50 percent market penetration of all U.S. homes by 1990, while an anonymous AT&T executive told *InfoWorld* that their tests gave a figure of only 7 percent by that time. A strong concern among some bankers was that the banks should be the sole provider of all aspects of this kind of service. Others disagreed. Even the transmission facilities for this type of system are in doubt—some favor continuing the use of the telephone system, while others suggest the use of cable TV lines.

Another *InfoWorld* article announces that Chemical Bank is ready to make an electronic banking and information service available by the end of the year, designed for some of their New York area checking account customers. The new service, called PRONTO, will be available for a monthly user fee of between \$8 and \$10, plus telephone charges for a Telenet or Tymnet hookup to the bank's computer in Somerset, New Jersey. Customers will be able to make a variety of banking transactions and call on electronic bill-paying, home budget management, electronic mail, and other services from their homes. Users will have a private "personal identification code" to prevent others from gaining access to their accounts. This could be a revolutionary experiment. However, right in the middle of this experiment is a very strange (and perhaps very bad) marketing decision. Although PRONTO will be ready to hook up to Xerox, Apple and IBM computers by late 1983, they have decided to introduce the service for just one computer. What computer do you suppose PRONTO has been designed for? With an incredibly wide spectrum of good machines they could have

chosen, they picked the ATARI! Perhaps they think that Atari's success and their highly visible ad campaigns mean a big future for Atari's computers. Perhaps they think the low price makes the investment more attractive to the consumer. But as far as choosing a computer that's well designed for personal finance and other personal/ business applications . . . well, they might as well have chosen the SINCLAIR ZX81. PRONTO'S early customers will get stuck with machines that may be less than desirable to own. At the very least, it's a bad way to introduce the service—they should have picked a *real computer*. Best advice: wait until late 1983 before hooking up to this service.

COMPUTERS IN EDUCATION

As software packages become increasingly sophisticated, more and more microcomputers are finding homes in educational institutions and training departments of corporations. The possibilities of using computers for training are just beginning to be explored. Now, one of the most ambitious projects to date has been completed, and high school students can look to the microcomputer for help in preparing for the all-important SAT—the Scholastic Achievement Test.

For years, students have relied on expensive cram courses and cumbersome review texts to prepare for the SAT. Now Harcourt Brace Jovanovich, Inc., is offering COMPUTER SAT, which virtually acts as a private tutor to coach the student through the trials and tribulations of the monumental SAT exam. This is the first software-textbook package for personal computers that leads the student step-by-step through the complete test preparation process. The system actually diagnoses the student's strengths and weaknesses, prepares a study plan, and guides the student through a comprehensive set of study exercises. The COMPUTER SAT package consists of a 470-page textbook, *How to Prepare for the SAT*, two floppy disks, and a user's manual that guides the student through the system. The package integrates the software and textbook in a system

continued on page 8

MAILING LIST SYSTEM

For TRS-80*

(*Tandy Trademark)

Model I & III

\$119.95

- Simple to use...even for the novice.
- Maintain virtually an infinite number of disks all in continuous alph. or zip order...essential for large lists.
- Sort **2260** entries (2 full 40 track double density disks) in only 32K or an incredible **4460** entries (2 full 80 track disks) in only 48K!
- Super fast sort by alph. or zip order (8 sec. for 1000 entries)...both orders can exist simultaneously on disk.
- High speed recovery of entries from disk...pulls in over 11 per sec!
- Transfers old files to our system.
- Less than 5 digit zips have leading 0's appended.
- Supports 9 digit zips, **Canadian zips**.
- Zip order is "sub-alphabetized"
- Backup data disks are easily updated as entries are created, edited, or sorted...extremely useful!!
- Optional reversal of name about comma.
- Permits telephone numbers, etc.
- Prints on envelopes or on labels, 1, 2, 3, or 4 across.
- Test label/envelope printing lets you make adjustments with ease.
- Master printout of your list in several formats.
- Selective printing by specific zips or by zip range.
- Editing is simple and fast...automatic search. Batch transfer of edited entries to backup disks.
- Provides for duplicate labels.
- Deleted entries have "holes" on disk filled automatically.
- Automatic "repeat" feature.
- Load and "scroll" through entries.
- Optional "ATTN:" line.
- Plenty of user defined fields with various options for **simultaneously** purging and selecting the printout.
- All 0's in address labels are replaced by easier to read 0's.
- Continuous display of numbers of labels/envelopes printed.
- Each disk entry automatically "remembers" how many mailings have been made.
- Primarily written in BASIC for **easy modification**...embedded machine code for those speed sensitive areas.
- Optional second address line.
- Can print labels at creation.
- Extra cost options for form letters, custom printouts, & disk subsets.
- Adjusts to any DOS and much more.
- Hardware requirements: 32 K, printer, and 1 or 2 drives.

Precision Prototypes


410-F East Roca

Refugio, Texas 78377

512-526-4758

When You Buy Quality . . .

NOW AVAILABLE FOR THE TRS 80* Model II, III COMPUTERS



Protect With Quality.

Leave your computer set up and ready for instant access; provide protection for your investment with a custom designed, professional touch for your home or office.

The best in its class, our new concept PROTECTIVE COVERS were designed to be functional with the user and observer in mind.

COMPARE THESE FEATURES:

- protects against dust, dirt and surface scratches
- unlike vinyl, plastic or nylon covers, static electricity is not a problem
- lint free, top quality broadcloth (65% polyester, 35% cotton) allows ventilation; minimizes risk of condensation
- durable; washable — needs no ironing; maintains proper size and shape
- designed, manufactured and packed in U.S.A.; comes with a warranty against defects in material and workmanship.
- available in Cranberry, Navy or Pewter (each piped in contrasting color) to compliment any decor.

AN IDEAL GIFT: HELP KEEP YOUR INVESTMENT LOOKING AND PERFORMING LIKE NEW!

— Custom Designers and Manufacturers of Computer Dust Covers —

*TM Radio Shack, Div. Tandy Corp.

© 1982 B.L.&W.

SHIP TO: (Print) _____

City _____ State _____ Zip _____ Phone _____

TRS 80 Model II

Model III

Select Color: Navy Pewter Cranberry

MONOGRAMMING: (Add \$6.00 per cover, and allow 5 extra days for delivery. We cannot accept returns on monogrammed items.)

Send Check or

Money Order to: B.L. & W. - PO Box 381076, Memphis, TN 38138 -

Price of Item \$ 15.00

Shipping \$ 1.00

Monogramming \$ _____

(TN residents add .90 sales tax) \$ _____

TOTAL \$ _____

(Foreign - Pay in U.S. Funds)

901-754-4465

E/Z-SCREEN MAKES THE TRS-80 SCREEN WORK LIKE A COMPUTER INSTEAD OF A TELETYPE

NOW YOU CAN WRITE PROGRAMS THAT ARE:

- PROFESSIONAL LOOKING
- EASY TO USE
- USER FRIENDLY
- AND FUN TO CREATE

E/Z-SCREEN IS A SCREEN DESIGN
AND CODE GENERATION TOOL FOR THE
MOD I AND III

FOR USE BY EXPERT AND NEOPHYTE ALIKE

DESIGN SCREENS RIGHT ON THE SCREEN
E/Z-SCREEN AUTOMATICALLY "WRITES" THE BEST DATA ENTRY
CODE YOU'VE EVER SEEN

"Once you feel familiar with the
operating features of E/Z-SCREEN you
will be anxious to design your own
screens...I know I was, and I wasn't
disappointed."—A.A.Wicks
H & E COMPUTRONICS • Oct.1982

SOURCE LIB Systems, Inc.
1670 Pershing St, Valley Stream, N.Y., 11580 (800)223-1087

PRICE : 149.95 Dealer inquiries invited. All major
credit cards accepted. 30 day money back guarantee.

THE CRYSTAL BALL

continued from page 7

that combines the best aspects of each form of media. The current version for Apple computers sells for only \$69.95, and a version for TRS-80 computers will probably be available in about 4 months.

The textbook contains four complete SAT practice examinations. The student takes one or more of these examinations, entering the answers into the computer by means of a simple program. The program scores the tests, analyzes the student's performance, and creates a personalized, prioritized study program. Computer scoring provides the student with immediate feedback and features computer-presented explanations that help students learn strategies for success. The computer also times the student's performance to help develop speed as well as accuracy. The student receives detailed study assignments that include specific reading material in the text, specific problems to be solved, and specially designed math and verbal computer exercises.

An additional feature is "Vocabulary Flashcards" a program that provides drill and practice on 1,000 key vocabulary words. The computer keeps track of the student's performance and concentrates its presentation on the words the student needs to review.

COMPUTER SAT is also available in a special "Educator's Edition" which supplies multiple copies of the software and textbooks for classroom use. The Educator's Edition is priced at \$395 and is distributed by Coronado Publishers, Inc. (a subsidiary of Harcourt Brace Jovanovich).

This publisher has been around for a long time, and they are recognized as one of the world's leading academic publishers. Their experience in producing exam preparation textbooks is well known, and this program is positively stuffed with those years of experience and insights. This is perhaps the most advanced training program yet to appear for a microcomputer, and they have kept the price down to a very reasonable level. Kids who have access to this system will undoubtedly have a great edge over their peers — when it comes to study-

ing for an exam like this, it would be very hard to find better motivation for most kids than the opportunity to sit down at the screen and converse with a computer. ■

BITS AND PIECES

continued from page 2

RADIO SHACK CREDIT CARD

Tandy Corporation has entered into an agreement with Citibank to create a new credit card (called the CITILINE card) to be used by qualified customers at Radio Shack stores within the continental United States. When you make an initial purchase of at least \$225, you can apply to the store manager for the card. The manager will then call Citibank, where your credit will reportedly be approved (or denied) within about one hour (says Citibank). After the initial purchase, you can use the card for any purchase of \$100 or more in Radio Shack stores. Although there are no service charges for cardholders, a 24 percent annual interest rate will be charged on the repayment schedule.

BUSINESS PROGRAMS IN BASIC

Another good book has been published aimed at businesses that use BASIC programs. *BASIC Computer Programs for Business, Volume 2*, by Charles D. Sternberg (Rochelle Park, NJ: Hayden Book Company, 1982. 384 pp., \$13.95.) is an excellent collection of more than 70 complete programs for a wide variety of business applications. This type of book is an excellent alternative source of software for businesspeople who have some knowledge of BASIC programming. The extra effort required for this approach may be well worth it, since you are getting listings for programs that would otherwise be worth hundreds, or even thousands of dollars, for only \$13.95.

Each program is fully documented and demonstrated with a description of its application and operation, a listing in BASIC, a symbol table, sample data and carefully formatted examples of printed output. This book provides a very wide spectrum of business programs (each program can, of course, be modified or incorporated into another program to meet the specific needs of any business). The book features sales and marketing programs

for customer order processing, advertising monitoring, and customer service scheduling; personnel record-keeping systems; administrative aids, such as simplified word processing for correspondence, memos, and reports, mailing lists, price lists, and an electronic filing system; a variety of scheduling programs that can be used in any business operation; a collection of statistical programs that allows business data to be analyzed and compared; and file-handling programs for both sequential and random access files.

Ask for this book at your local computer bookstore, or call Hayden Book Co. at (201) 843-0550.

WHY WAIT?

The average microcomputer can send and receive data at 120,000 characters per second (CPS). Most disk drives can move data at about 27,000 CPS. However, most high-speed dot matrix printers have a top speed of only 120 CPS, and a typical telephone modem plods along at about 30 CPS. That's quite a drop in efficiency, and a great time-waster. Several devices are now available that help you get around this problem, and we're going to describe the best one yet (this one's so good, we've decided to sell it ourselves). We're talking about a little white box called the PRINTER OPTIMIZER. This device comes with its own internal memory—from 64,000 to 250,000 characters—and it has no trouble keeping up with your computer. You can send very long text files, or perhaps a complete inventory listing, into the OPTIMIZER's memory in just a couple of seconds—your computer will think that the printing is already completed. Then the OPTIMIZER will send the text to your printer, which will proceed to print the text as fast as it can—it might take 10 minutes or more to finish printing. Since the OPTIMIZER holds all of the text in its own memory, your computer is free to go on and accomplish other tasks while the printer simultaneously continues to grind out your printouts. Now you (or your employee) won't have to sit around waiting, or take 10 coffee breaks in one morning while waiting for the printer to finish printing and free up the computer for its next task. Here's another plus: the

continued on page 13



If you use a Word Processor, you need

GRAMMATIK™

Beyond Spelling Checking

Grammatik can find over 15 different kinds of common errors missed by simple spelling checkers alone, including punctuation and capitalization errors, overworked and wordy phrases, and many others. Use Grammatik with Aspen Software's spelling checker Proofreader, featuring the Random House Dictionary®, or with your current spelling checker for a complete document proofreading system.

Read what the experts say:

"The perfect complement to a spelling checker."

Alan Miller, *Interface Age*, 5/82

"A surprisingly fast and easy tool for analyzing writing style and punctuation."

Bob Loudon, *InfoWorld*, 12/81

"Anyone involved with word processing in any way is encouraged to get this excellent program."

A.A. Wicks, *Computronics*, 6/82

"A dynamic tool for comprehensive editing beyond spelling corrections."

Dona Z. Meilach, *Interface Age*, 5/82

"A worthy and useful addition to your word processing software."

Stephen Kimmel, *Creative Computing*, 6/82

Works with CP/M®, IBM-PC®, TRS-80®

Grammatik \$75.00
Proofreader \$50.00

Order directly from Aspen Software, or see your local dealer. Specify your computer system configuration when ordering! Visa, Mastercard accepted.

Random House is a registered trademark of Random House, Inc. Other registered trademarks: CP/M: Digital Research -- TRS-80: Tandy Corp. -- IBM: IBM -- Proofreader, Grammatik: Aspen Software Co.

Aspen Software Co.

P.O. Box 339-H Tijeras, NM 87059
(505) 281-1634



70 INCOME TAX PROGRAMS

(For Filing by April 15, 1983)

For TRS-80* Models I and III

FEATURES:—

1. Menu Driven.
2. 70+ Tax Programs.
3. Basic; Unlocked; Listable.
4. Name/SS No./FS carried over.
5. Inputs can be checked.
6. Inputs can be changed.
7. I.R.S. approved REVPROC format.
8. Prints entire Form/Schedule.
9. Calculates Taxes, etc.
10. On std. 35-track, Mod. I format disk.
11. CONVERT for Model III.
12. Use GREENBAR in triplicate — don't change paper all season!
13. Our 4th Year in Tax Programs.
14. We back up our Programs!

Helpful programs to calculate and print the many Tax Forms and Schedules. Ideal for the Tax Preparer, C.P.A. and Individual. For just \$24.75 per disk, post-paid (approx. 60 grams per format disk).

Programs are designed for easy-use, with checkpoints to correct parts as needed. Results on screen for checking before printing.

In all, there are more than 70 individual Tax Programs. These include Form 1040, 1040A, 1040EZ, 1120, 1120S, 1041 and 1065. Also Schedules A, B, C, D, E, F, G, R, RP and SE. And, Forms 1116, 2106, 2119, 2210, 2440, 3468, 3903, 4255, 4562, 4797, 4835, 4972, 5695, 6251 and 6252.

And, we have a disk we call "THE TAX PREPARER'S HELPER" which has programs for INCOME STATEMENTS, RENTAL STATEMENTS, SUPPORTING STATEMENTS, IRA, ACRS, 1040/ES, ADD W-2's and PRINT W-2's.

TRY ONE DISK AND SEE FOR YOURSELF. ONLY \$24.75 POSTPAID.

First disk is TR#1, and includes Form 1040 and Schedules A, B, C, D and G. \$24.75 POSTPAID.

Write:—

GOOTH TAX PROGRAMS

931 So. Bemiston • St. Louis, Mo. 63105



*T.M.Reg. by Tandy Corp. Ft. Worth, Tx.

Convert Your TRS-80* into a World Class Computer

THAT REDUCES EYE FATIGUE
AND DOESN'T FLICKER

— with LSI's new *Soft-View*™ Replacement CRT —

The black & white "TV Screen" CRT (picture tube) which came with your TRS-80* is an inexpensive rapid "P4" Phosphor CRT intended for TV use. The display is actually strobing 60 times a second. No amount of "green plastic" will stop this strobing or eliminate the eye fatigue it causes. But a new *Soft-View* CRT display tube with a slower decaying, colored Phosphor will.

- Available in slow-decay green (similar to new IBM* and APPLE III* monitors) or medium decay "European Orange" (easy on the eyes, elegantly beautiful, and the standard for CRT displays in Europe).
- Leaded glass stops X-ray emission.
- Optional Anti-Glare Frosted Glass available to reduce eye strain from glare.
- Easy installation — tubes come with pre-mounted hardware.
- 30-Day Money-Back Guarantee, 1 Year Warranty.
- Ideal for Word-Processing & Programming, fast enough for Games & Graphics.
- Finest quality double-dark glass and phosphor fields make the letters seem to be coming out of black space.



LSI SYSTEMS *Soft-View*™ CRT's:

- #GN42 Green Phosphor \$79.95
 - #GN42G Green Phosphor with anti-glare \$89.95
 - #OR34 Orange Phosphor \$89.95
 - #OR34G Orange Phosphor with anti-glare \$99.95
- ADD \$7 FOR PACKAGING AND UPS SHIPPING.

Langley-St.Clair

To Order Call:

Instrumentation 1-800-221-7070

Systems, Inc. Or ask your Local Dealer.

132 West 24th Street, New York, N.Y. 10011 212-989-6876

IBM, APPLE* and TRS-80* are trademarks of IBM, APPLE Computer & TANDY Corp.

LETTERS TO THE EDITOR PRINT TAB(64)?

The fact that my Model I TRS-80's PRINT TAB statement will not accept an argument greater than 63 without executing a line feed causes problems in programming for a wide print-out. Is there a convenient solution, or am I stuck with inserting every space beyond #63?

Maureen Honish
2021 E. Hennepin Avenue
Minneapolis, MN 55413

There is a solution to the problem, but I'm not certain how convenient it is. Provided that you count the spaces that you have already printed, it is easy to work out: if J is the number of spaces that you have already printed and K is the column where you want to start printing, all you have to do is PRINT STRING\$(K-J),CHR\$(32)). This will print spaces out to the column where you want to continue printing.

Line Printer VII

I recently purchased a Line Printer VII from our local Radio Shack dealer. I have enjoyed the printer very much, as it does exactly what I bought it to do. I could, however, think of several things I would like it to do but I won't get into that in this letter.

The documentation supplied with the printer, like most Radio Shack manuals supplied with their equipment, leaves much to the imagination. One of the most interesting features of the Line Printer VII is the dot addressable graphics. The manual briefly brushes over the commands and gives only one poor example of a program.

I believe that many of your readers could benefit from an in-depth article covering the graphic capabilities of the Line Printer VII. I for one would be most appreciative to have such an article in my reference library. I am sending a copy of this letter to the other magazines to which I subscribe on a regular basis.

Robert E. Wesley, President
Leemor Attractions
116 Court St., #7
Plattsburgh, NY 12901

Are you listening, authors?

Typographical Errors

I have been distressed by errors appearing in some of your program listings, as well as by typographical errors in the text. Time for careful proofreading of the text should be allowed for in your publishing schedule. It seems that you do prepare program listings from machine-readable copies (accounting for the conversion of the up-arrow to a "greater than" symbol in some published listings). However, you may not run the program to be sure that it will work in the version you publish.

Let me cite two examples: the first is the program for mortization of loans, appearing in your January 1982 issue (#41). Line 100 did not work as published, for two reasons: lack of the up-arrow to indicate exponentiation (pointed out in a letter to you in issue #45) and a flaw in the formula used to compute the period payment, also in line 100. As published, the program gave increasingly negative amounts due, and produced overflow for amounts over \$10,000. APR# entered as percent interest; it should be in decimal form for the calculations. A new line does this:

```
92 APR# = APR# / 100
```

The exponent term in line 100 should carry a negative sign; the rest of line 100 following the up arrow should read:

```
(-PP%*YEAR): FF# = R#(1-11#):  
PAY = FF#*LO#
```

This is based on calculation of payment from

```
PRIN (i / (1 - (1+i)^-n))
```

and produces results agreeing with a "business analyst" calculator. If the program had been run before printing, the problem should have been evident. The two program runs referred to in the text of the article as being included were not published.

My second example is also a Zimmerman and Conrad article, the one to calculate depreciation appearing in your issue #40. The declining balance method option in that program does not give correct answers after the first several years, and continues depreciating on a straight-line basis to negative book values after

the number of years selected for depreciation. I wrote you about this one in January, but have still not received an answer. I would still like to know how to get this program to run.

Your emphasis on business-related programs is beneficial to me; errors that prevent using the programs or result in extended time debugging a program before a correction is (hopefully) printed in a later issue are not. Perhaps you could consider offering tapes or disks containing your published programs at extra cost, as some of your competitors are doing. At the least, run the programs to verify that they will work in the versions that you plan to publish.

George F. McClure
1730 Shiloh Lane
Winter Park, FL 32789

Please be assured that we DO run every program before it is published, and we also try to proofread our program listings carefully. As you noted, however, mistakes will occur.

The main reason why errors get into our published versions is that we have transmission errors from our computers to the typesetting machines. The text that you read once existed as machine-readable code, and it was run on the computer, but was not transmitted properly.

Please continue to inform us of any errors that you encounter when reading the magazine, and we will endeavor both to prevent them from happening in the future and to publish corrections when necessary.


H & E Computronics welcomes letters on any subject. If you wish a personal reply, please enclose a self-addressed, stamped envelope.

H & E Computronics also welcomes readers to submit programs, articles, or reviews for publication. Please address correspondence to:

The Editor

*H & E Computronics
50 North Pascack Road
Spring Valley, New York 10977*

Please submit programs (and articles, if prepared with a word processor) on media (cassettes or diskettes). Also please indicate the system it was prepared on, and include any necessary instructions. ■



THE KING OF UTILITIES SUPER UTILITY PLUS

**"I believe
SUPER UTILITY or
SUPER UTILITY PLUS
should be present at
every TRS-80 disk
installation."**

We didn't say this; Paul Wiener did in 80 Microcomputing, Jan. '82...but we sure agree with him!

You heard about it! You read about it (80 Microcomputing). Now get the "cadillac" at a special price!

Compatible with MOD I, and MOD III, and all the current operating systems! Copy files from any DOS to any DOS, MOD I or III, without converting!

**Zap
Purge
Format
Special Format
Disk Repair
Memory
File Utility
Tape Copy
Format without erase
Disk Copy
Special Disk Copy
Configurable System**

MUCH MORE - Mod I & Mod III on Same Disk

For MOD I/III... \$74.95

NEW

Back up copy **NOW** included.

**Also Available:
Super Utility Plus Tech. Manual... \$14.95
"Inside Super Utility Plus"..... \$19.95**

POWERSOFT

*A Division of Breeze/QSD, Inc.
11500 Stemmons Fwy., Dallas, Texas 75229
To order call toll free 1-800-527-7432
For product information (214) 484-2976*

PROGRAM PREVIEW

A. A. Wicks

This Month: DOS RANDOM ACCESS & BASIC FILE HANDLING BOOK

Recently, in anticipating the review of the book that follows, I asked several personal computer owners what their greatest problems were in organizing their own programming. With only one exception, the majority of those asked had difficulties with disk operation, and in understanding arrays. Certainly, although the sampling was small and unscientific, these people were not alone with their problems. Much has been written on arrays, it is still difficult to understand, and persons are troubled when working with them. Less has been written on disk operations, but it too, is an arcane subject.

Someone who had a problem with disk operations was H. J. Muller, author of the recent book about to be reviewed, *DOS Random Access & BASIC File Handling*. As with many TRS-80 users, Mr. Muller started as a neophyte in computers just a few years ago. His was a Model I, and, again as with others, he struggled up the learning curve. Because he was attempting to use the computer in his business applications, he was particularly frustrated when attempting to store data in Random Mode. He found others with whom he could commiserate, and the consensus was

that there was not one "simple piece of literature that would tell the non-professional how to solve this problem," to quote the Author.

Together with a programmer named Carl Elhorn, Muller solved his problems eventually. The book is the result of his solution, and he passes this on to others, hoping it may save the pains that he underwent. The impression prevails that Muller is altruistic in his desire to provide this guidance, rather than attempting to make a profit on the book (although it is expensive).

The book avoids the "textbook" approach to learning. There are no little question-and-answer sections at the end of each Chapter (thank you!), no dissertations on the mechanics of a disk and drives, and so on. In a sense, there is no text at all. But there is a lengthy program listing, extensively and thoroughly commented upon — this is the text. This at first appears to be an unusual approach for a entire book of 145 pages, but on further examination it is one of the most useful approaches to learning that I have seen.

Be prepared to do a great deal of keystroking with this book, unless you purchase the disk, which is obtainable separately — this has the programs on it. Personally, I would recommend that if you have the time and talent, type the programs in; there is much to be learned by doing so, and you are more likely to study the line-by-line programming functions if you do.

The programs start out with a small address list program. The comments on the program then take two forms. First, each Section is discussed briefly. Then, in far greater detail, the Lines within each Section are commented upon. As a typical example as to how thorough this is throughout the book, take Line 200 for example. The program line reads: Clear 2000. This statement is discussed in the next 32 lines of text, in a simple and clearly stated manner than anyone could

understand. But note that 32 lines of text to explain a Clear statement in itself provides a tutorial, which is beyond the basic title subject. Do not take this simplicity of explanation for granted however; knowledge of Level II BASIC is required for a complete understanding of the book. A general knowledge supplemented by reference to the Level II manual or other books will suffice, though.

Line 225 moves into the area of disk operations, with a file opening statement. For anyone unfamiliar with Random filing, the discourse that follows should enlighten them very quickly. And yet, the explanation and comments are not complex. The Author undoubtedly feels the insecurity of the student reader, and is gentle.

The guidance, comment and tuition continues in this vein throughout the remainder of the book. The program grows too, and other programs are developed, such as a payroll program (including income tax deductions), sorting programs, deletion subroutines, etc. Programs with graphic printouts are included, too, so that any reports that are developed appear professional in layout. Some of the other subjects described in detail are: LPrinting, Searching, File Compression, Fielding, Calculations from Disk File data, and, in associated areas not necessarily disk related, there is information on such things as verifying that the printer is "on line," setting the date into memory, using flags to prevent system "crashes," and numerous other routines. In the latter respect, this text goes further than its main title implies. It must, because so many disk operations interrelate to other computer operations. The Author has not been neglectful in this respect — he provides as much information and detail as he does for the main theme of the book.

Readers should have no difficulty in adapting any of the techniques given in the text to other applications. This is the intent too, of the book, as

MODEL III TRS-80®

Software on Disks!

At last! All Model III.

Put it in — Watch it run.

**GUARANTEED — SEND FOR
FREE CATALOG. INCLUDE \$9.95
FOR DISK VERSION AND
A FREE PROGRAM.**

STAR★WARE™

**Rt. 5, Box 277-C
Benbrook, TX 76126**

the Author states, and he has presented it in just the right size "chunks" to aid this endeavor. A person could, in most respects, take the programs and modify them to their own needs. In doing so, they will learn exactly what each operation is doing, without necessarily knowing why it is happening. This is not a negative however, because the intent is to teach how, not why.

The writing in the book is, as mentioned, clear and understandable, and the Author's style is neither pompous nor frivolous. It is a change to read a computer book that lacks "cuteness" and alleged humor, which I personally find distracting, but others certainly may not. There are some spelling errors and some typographical errors in the text and in the programs, but not to any great extent.

The book is 8 1/2 by 11 inches, Perfect bound (glued spine) — therefore it will not, unfortunately, lie flat. It has a soft cardstock multicolor glossy cover. Printing is by the offset process on a good weight of white paper. Printing is by DSC Publishing of DSC, Inc., which appears to be a business associated with the Author. The text, which is on both sides of each sheet, has been composed on a Diablo printer using an OCR-B character wheel. This printwheel, normally used for optical character reading, is not a good device for text preparation — its use should be restricted to financial documents. Not that this should be construed as making the book more than a little difficult to read. Lower case letters, such as "l" and "i" are particularly diverting to the eye of the reader. The listings, being all in capitals and in the same type font, are excellent.

This book has an excellent Index. A subject is referenced on the same line in two ways — the page number, and also the paragraph number; or, where it applies, the Line number of the program. In reviewing the book, I found that by using the Index as a reference I could select rapidly and with accuracy, any particular part of the book that would be of importance in a review. Not having a "month of Sundays" at my disposal, I did not type in and run the extensive listings in this book. But if the program listings reflect the general accuracy of

the text, there is no reason to suspect that there are any operating deficiencies in the programs. No information is provided regarding the availability and cost of the program disk that is referred to, so I was unable to check the programs by this method.

I can recommend this book without hesitation to anyone needing help in Random filing and working with BASIC files. The amount of information provided here will also be valuable as a learning tool, whether your applications are business (as in the book), or not.

DOS Random Access & BASIC File Handling — H. J. Muller, Author; C. P. Erhorn, Technical Editor. Available at bookstores, computer supply stores, and H & E Computronics, Inc. — **\$29.95. Optional Program Disk for Model I & III add \$28.50; for Model II add \$32.50.**

A. A. Wicks
30646 Rigger Road
Agoura, CA 91301 ■

BITS AND PIECES

continued from page 9

OPTIMIZER doesn't just work with printers—it also works with modems, which are even slower than printers. You can use the OPTIMIZER to prevent your computer from being tied up when transmitting or receiving text over the phone.

In addition to being a time saver, the OPTIMIZER can access special letter-quality printer features that your word processing program alone can't handle. You can tell the OPTIMIZER to recognize user-selected code sequences, and to translate them into codes your printer can understand, to control underlining, boldface, graphics, font size, forms control, special symbols—anything your printer can do.

The basic OPTIMIZER, with 64K, is configured for a standard Centronics-type parallel port and costs \$495. An adaptor is available for standard RS232C serial ports (\$125) and you can install additional 64K memory cards for \$125 each. The PRINTER OPTIMIZER is manufactured by Applied Creative Technology, Inc., and you can order or get more information directly from H & E Computronics at (800) 431-2818.

continued on page 17

SUPER UTILITY PLUS S/E SPECIAL EDITION

This Special Limited Edition Package will be in high demand as only 500 copies will be made. They will be numbered 1-500 and will be personally signed by the author, Kim Watt. YOUR name will be embedded in the program as the serial number. The following is included with this SPECIAL LIMITED PACKAGE:

- 1) SUPER UTILITY PLUS S/E in /CMD File Format. Both MOD I and III versions are included, and your NAME will be the serial number. This will NOT be a protected disk, and you may make as many BACKUPS as you wish. The serial number is NOT changeable.
- 2) TWO attractive SU+/SE binders.
Binder #1 will include:
Three manuals in LARGE format (8 1/2 x 11")
(a) SUPER UTILITY+ Manual
(b) INSIDER SUPER UTILITY by Paul Wiener/
foreword by Kim Watt
(c) SUPER UTILITY TECH Manual by Kim Watt & Pete Carr

3) Binder #2 will include THE SOURCE CODE for SUPER UTILITY PLUS.

Yes...the SOURCE CODE to this MAJOR program will be available to 500 programmers. This is FULLY commented by the author, Kim Watt, and is a machine language programmer's dream come true! After reading this, your machine language programming skill should increase tremendously. All of Kim's knowledge in ONE book! All at your disposal and for YOUR use.*

4) The license to USE Kim Watt's sub-routines... will be granted to those 500 registered owners! These 500 ONLY will be able to apply all of Kim's magic to THEIR programs. No royalty fee necessary. In other words, IMPROVE YOUR PROGRAMS! Take Kim's ideas and expand on them! Never has anything EVER been done like this before. These 500 ONLY have the right to use our sub-routines. This information is NOT being put in the public domain. We are allowing these 500 to use our routines by buying our special package. All copyrights and trademarks are retained by Breeze/QSD, Inc.

5) SU+/SE is NOT available from any dealer, but only directly through Breeze/QSD, Inc. Customers will be handled on a one-on-one basis. Confirmed orders will be pre-registered and a matching card must be returned by purchaser for full support from Breeze/QSD, Inc. We will know who each and every owner is, so full support can be given. We DO want you to sign and return our registration card for this support to commence, however. No exceptions will be made.

6) This is a very important step that we are taking, and only a select group can appreciate the value in a package like this. This is NOT for the general mass market. It is a college education in machine language written by a recognized expert. It IS SU+ in /CMD file form. It is a license to use Kim Watt's sub-routines. It is an opportunity to vastly improve your product. It is a collector's item, also. Limited. Indeed. Last, but not least, it is expensive. On the surface only, however, as this product will make you an expert programmer if that is what you want. You can literally write a DOS from studying the code! It will also make you a member of an elite group that has access to Kim's knowledge and can USE that knowledge to YOUR benefit.

Source Code is FULLY Commented.

**Price for the Super Utility Plus-
Special Edition is
\$500**

Available later this year
Call or write for more information

*Credit to Kim Watt and Breeze/QSD must be given in the program and in the documentation for sub-routines used. There is NO royalty fee to pay however.

POWERSOFT

A Division of Breeze/QSD, Inc.

11500 Stemmons Fwy., Dallas, Texas 75229

To order call toll free 1-800-527-7432

For product information (214) 484-2976

PRACTICAL BUSINESS PROGRAMS

REGRESSION ANALYSIS WITH CONFIDENCE AND PREDICTION LIMITS

S. M. Zimmerman and L. M. Conrad

Copyright © 1982 Zimmerman and Conrad

The objective of many engineering and business investigations is to make predictions about the future. One method of doing this is regression analysis, in particular, least squares linear regression analysis, with the addition of prediction and confidence limits.

The goal of this paper was to develop a program which could automatically calculate a least squares regression line, determine the prediction limits and the confidence limits, and then plot a picture of the results on either the TRS-80's cathode ray tube or printer.

We will briefly review the equations used in the program, then walk through a detailed example of how to use the program. Since our objective was a working program we will concentrate on the program, its use and operation with a minimum amount of time spent on the mathematical base upon which the program was based.

Linear Least Squares Regression

By least squares is meant a method of fitting a function to a series of data points such that the sum of the squares of the distance between the line is a minimum. In the case of a linear equation it is assumed the function will be a straight line. The equation which is being fitted is:

$$f(x) = a + b * x$$

Where a is the intercept
b is the slope

Prediction Limits

Prediction limits are limits which are placed around a least squares linear regression line which give the forecaster some idea of the variation that may be expected in individual points associated with the function used to generate the regression line. The equation for the prediction limits is:

$$(a+b*X(\theta))+t(a/2)*S*SQRT(1+1/n+ n * (X(\theta)- Xbar)**2 / S(xx))$$

where a is the intercept
b is the slope
t(a/2) is from the t distribution with n-2 degrees of freedom

n is the number of data points
X(0) is the value of a particular point
Xbar is the average of the data
** means to raise a power
S(xx) is given below

$$S(xx) = n * \sum x(i) **2 - (\sum x(i)) **2$$

S may be calculated from the following equation:

$$S = (S(xx) * S(yy) - (S(xy)) **2) / (n * (n-2) * S(xx))$$

Where S(xx) is as given above and:

$$S(yy) = n * \sum y(i) **2 - (\sum y(i)) **2$$

$$S(xy) = n * \sum x(i) * y(i) - (\sum x(i)) * (\sum y(i))$$

The use of the prediction limits like ever analytical tool must be used with knowledge and judgement. Such knowledge and judgement cannot be learned from a single paper.

Confidence Limits

The equation for the confidence limits which refers to the regression line itself is as follows:

$$(a+b*X(\theta))+t(a/2)*S*SQRT(1/n+ n * (X(\theta)- Xbar)**2 / S(xx))$$

All variables in this equation are defined in a manner similar with the prediction limit equation already reviewed.

Remarks Relative to the Prediction and Confidence Limits

The prediction limits are wider than the confidence limits. This is as expected in that the prediction limits refer to the individual points and the confidence limits refer to the line. In both cases the further the data point under consideration gets from the mid point of the data, the wider the limits. This behavior is can be examined in detail with the plotting routines of the program.

RUNNING THE PROGRAM

The program starts out with the following credits and question:

REGRESSION WITH PREDICTION &
CONFIDENCE LIMITS
LEAST SQUARES APPROACH
DEVELOPED BY
STEVEN M. ZIMMERMAN, PH.D. AND
LEO M. CONRAD
NUMBER OF DATA POINTS?

The program may be used with computers with from 16k up. Depending upon the amount of random access memory available, a different size problem can be handled. The above question is designed to set the dimension of the arrays used in the program to match the capacity of the computer.

We inputted 100 because we had less than that number

continued on page 18

HARDWARE PREVIEWS

A. A. Wicks

This Month: MICROBUFFER™

It seems incongruous to be writing about Holiday gift giving in August, with the outside temperature over 100 degrees. But I wanted to be sure of sharing with you some information about a useful hardware item — which very well might become a “stocking-stuffer” for someone, about the time that this review is published. It may also prove to be an excellent investment for business computer use, such as when the operator cannot patiently wait to use the computer while the printer is printing a “dump.”

The Practical Peripherals Inc. Microbuffer Model MBP-16K is produced for TRS-computer users who also have Epson MX-series printers (MX-80, -80F/T, and -100). This printed circuit board assembly will “buffer” 16384 bytes of data between the computer and the printer. That is, you may release up to that amount of data to the printer and then go right ahead using your CPU while the printer is printing the material.

The advantages of having a buffer will appear obvious to many. For those persons who perhaps may be unfamiliar with what a print buffer can do, the following may help. For instance, you have just completed a number of pages of text to your satisfaction in your latest word processing session. Without the print buffer you could go on until finished, utilizing computer memory and disk storage as normally — and going out for coffee and sandwiches while it was printing. With the buffer, you issue the print instruction — and continue with your processing. Another example would be in an office environment situation where payroll checks could be printing while other keyboard operations continue.

The 16K of buffering works out to about eight full pages of text — assuming an 80-character width per page, and 60 lines per page. However, in most cases, text or other material will not be “packed” this tightly on a page, so we are really going to be moving more than eight pages in most situations, probably.

Nevertheless, you do not have to wait until 16K of data have been completely input before printing. Nor do you need to wait until the buffer is empty before sending more into it. The buffer is always waiting for input you might say, and challenges you to keep up to its capacity.

The Microbuffer MBP-16K is an extremely well-constructed circuit board just 3.9 by 4.7 inches (99 by 119 mm) in size, with excellent circuit traces and component indentifications — a professionally constructed assembly by any term of reference.

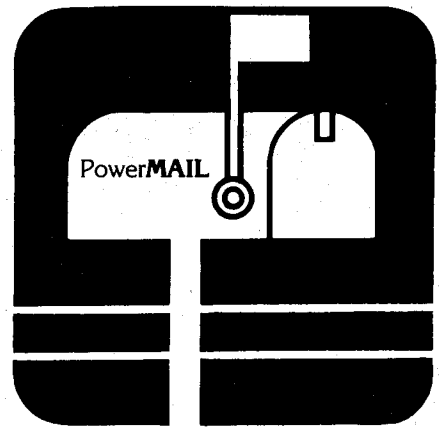
I had the pleasant opportunity to visit the large assembly line at Practical Peripherals, and observed these units being produced. I was quite surprised with the thoroughness of this production facility. Briefly, the empty printed circuit boards, which are manufactured elsewhere, are individually inspected upon arrival at Practical Peripherals. No assumptions are made regarding the quality of these boards, such as a one-in-ten or other such random check — inspection is 100%. Components are then installed by a rather large staff of assembly line persons, each having some particular installation assignment. The second inspection of each board is then performed, and the board goes off to the flow-solder machine, if visual inspection has been approved.

Following the flow-soldering process of the underside of the board, each is washed and again inspected — this time for the adequacy of the soldering task. Any deficiencies may then be touched up manually at this point. The interface connector is installed, and hand-soldered to the board.

The board is now ready for testing and “burn-in.” If it tests OK, the burn-in commences, and if it survives (as most do), it is given final tests, including those that exercise every function while connected to MX-series printers. Following this, each board is carefully packed and readied for shipment.

Installing the MBP-16K in an Epson

continued on page 17



THE MOST POWERFUL, FLEXIBLE DISK MAILING SYSTEM FOR THE TRS80 *SUPPORTS 65,000 NAMES*

PowerMAIL is a highly sophisticated mass mailing system designed to run under all of the popular DOS's currently available for the Mod I or III. The program is written entirely in machine language for maximum operation speed, and occupies only 4K of the available RAM in your computer. There are no 'slow' periods when PowerMAIL is running. New features have been added to the program that others have always lacked. You now have the ability to keep track of mailings using the 24 'flags' that are incorporated into the PowerMAIL program. The PowerMAIL system will handle a file up to 8 megabytes, or 65535 names, whichever is smaller. The program will run in as little as 32K and one disk drive, although 48K and 2 drives are desirable. The program will also sort the entire maximum file size and open up to 168 files simultaneously during the process. Author Kim Watt.

For MOD I/III...\$99.95

**Hundreds of Satisfied
Users...Scriplus 3.0**

Scriplus is a modification to Scriptit™ which enables you to take advantage of the special functions, features, and print formats of your printer while your document is being printed. Allows you to:

**change expanded print
change no. of characters per inch
or underlining in mid-line!**

Features:

- Compatible with all current DOS's (I or III).
- Modifies ALL versions of SCRIPSIT™.
- Allows usage of MOD I version on MOD III.
- Allows MOD III versions to be BACKED UP for your protection.
- Files can be killed, loaded, merged, or chained from the Scriplus directory.
- Scriplus supplies an ALPHABETIZED directory with FREE space shown.
- "END" returns to DOS READY instead of rebooting.
- Printer can be stopped for insertion of text or forms alignment. Inserted text can be edited prior to resumption of printing.
- Specifically written for the MX-80 but will work with any printer that accepts CHR\$ codes for control.
- Optionally select line feed after carriage return.

For MOD I/III... \$39.95

POWERSOFT

A Division of Breeze/QSD, Inc.
11500 Stemmons Fwy., Dallas, Texas 75229
To order call toll free 1-800-527-7432
For product information (214) 484-2976

★ **FREE SHIPPING** ★
Within Continental 48 States



MORE MAXI'S

MANAGER W/Utility (B.O.) . \$119.95
MAXI UTILITY \$44.95
MAXI CRAS Mod I/III \$84.95
MAXI MAIL Mod III \$84.95
MAXI STAT Mod I/III..... \$179.95

LAZYWRITER Mod I/III... \$159.95
NEW SCRIPT 7.0 Mod I or III \$114.95
LDOS —Ver. 5.1 Mod I or III . \$114.95
DOSPLUS - 3.4S/3.4D/3.4III . \$119.95
MULTIDOS - Mod I or III. \$74.95
GEAP - \$42.95 - W/Dot Writer. \$69.95
SUPERUTILITY + Mod III 40TK \$46.95
MZAL - Ver. 2 Mod I or III. \$134.95
HEXSPELL 2 - Mod I/III \$94.95
UNITERM/80 - Mod. I/III \$84.95

Auto dial/Ans. Mod I/III **LYNX** \$239.95

MICROBUFFER-Pract. Periph. Parallel or Serial (Epson) \$149.95

LNW-Doubler 5/8
Includes Dosplus 3.4D \$205.95

RIBBONS

ZIP BOX RELOADS 1/2 Dz. Dz.
 Epson MX 70/80-20 Yds... 24.00 42.00
 Epson MX 100-30 Yds 30.00 52.00
 LP-III/IV-16 Yds 18.00 32.00
 Centronics 730/737/739
 and 779-16 Yds 18.00 32.00
 All ZIP BOXES are individually sealed black nylon
 and require no rewinding.

CARTRIDGES Each Dozen
 Epson MX 70/80..... 8.95 90.00
 LP-III/ V 6.50 70.00
 Centronic 702/03/04/53 ... 11.00 120.00
 RS DSY WHL II Multi Strike. . 6.50 70.00
 Diablo Hytype II Multi Strike. 6.50 70.00
 Qume-300,000 chr Multi Strike 6.50 70.00
 Nec SPIN H-Yield Multi Strika 7.00 75.00
 MCRLNE 80/82A/83A Spl. . . N/A 24.00

Minimum order 3 cartridges - any mix. For smaller quantities add \$1.50 per order. All our reloads and cartridges are manufactured by one of the oldest and most reputable ribbon Mfg's. in the country.
 *****QUALITY GUARANTEED*****

**SEE OUR EXPANDED ADS IN
 80 MICROCOMPUTING
 SEND FOR YOUR FREE CATALOG.**

ORDERING INFORMATION

No credit cards at these low prices. Add \$2.00 on all COD orders. Certified Ck/MO/COD shipped immediately. Please allow 2 weeks for personal checks. For extra fast service phone in your COD order. Free shipping within Continental 48 states via UPS ground. For Canada, Hawaii, Alaska, applicable shipping and insurance charges apply. Prices subject to change without notice. New York State residents please add appropriate sales tax.

The items listed above are a cross-section of our product line. We carry the full line of most companies listed in the ad, plus much more. **SEND FOR YOUR FREE CATALOG.**

**146-03 25th Road, Dept. C
 Flushing, New York 11354**

Mon-Fri (212) 445-7124 Sat.
 10 A.M.-9 P.M. 10 A.M.-5 P.M.

**GUEST EDITORIAL
 WHAT'S ALL THIS BROUHAHA
 ABOUT VIDEO GAMES?**

Mike Shadick

There's been a distended amount of dissention heard lately — from various and sundry sources, many of them supposedly parental in nature — regarding a new and allegedly vicious device which is threatening to "invade" our homes and commandeer our young people's very lives.

The alleged culprits — and one would think that they were about to swallow up America in one fell swoop, to listen to their detractors — are what many of know and love as *video games*. The arcade variety, in particular, has recently fallen into no small measure of disrepute among some, largely due to profoundly protective parents who feel that their offspring are somehow spending inordinate amounts of time and/or money in Pac-Manish pursuits and the like.

Is this objection on the part of parents and others, a valid one? On a purely financial level, it may very well be.

Yet on any other level, parental objections to their sons and daughters devoting excessive amounts of time and effort at playing *Space Invaders*, *ad videum*, are completely invalid. Indeed, all available statistics fly in the face of such objections. For example: young people — and adults, for that matter — who enjoy playing video games, also enjoy much lower *crime* rates than the general population, which is to say that the vast majority of video game players are good guys, not the bad guys that their parents seem to be depicting them as being.

Though a cause-and-effect relationship between the two factors (video game-playing and crime-shunning) cannot as yet be empirically proven, nevertheless it seems safe to surmise, based upon available data, that video game-playing does in fact contribute to lower crime rates.

Moreover, video games can and do enhance the player's intelligence, and can even *increase* it — at least, as measured by the Stanford-Binet Intel-

ligence Quotient (I.Q.). A recent experiment conducted among San Francisco teenagers by University of California psychologists, strongly indicated that avid video game players not only score higher in the Stanford-Binet test than do non-players, but that the players also score higher than they themselves had previously scored, prior to becoming video-philies.

UCLA psychologists have concluded that video games can actually serve to increase reasoning skills, and that they (the games) most certainly do not diminish intelligence by any measure!

Do video "war" games (such as *Space Invaders*) increase the violence levels in their players? Quite the opposite! In fact, the games provide an outlet for some inherently violent tendencies, and thereby serve to actually help *dissipate* violent attitudes in a harmless — and *effective* — manner.

That fact is bolstered by the virtually non-existent crime rate among avid video game fans. And common sense tells you the same thing! Any individual who spends significant blocks of time in pursuit of gamesmanship (or gameswomanship!) obviously has less time to spend in less-positive pursuits. It's as simple as that.

Parents and others who criticize their kids for playing video games — and who also criticize video arcade operators for catering to the youth — are missing the whole point. For video games are not a part of today's problems; rather, they are part of the *solution!*

Why is video gamesmanship such a rapidly-growing phenomenon throughout the country — and, indeed, throughout the free world? One reason certainly is that it fulfills so many basic human needs in ways that few other activities can match. Though the exact nature of human interaction with the games is not yet fully understood, one thing is clear: the inter-

action has a myriad of positive benefits. Indeed, the only "negatives" are in the minds of people who somehow feel threatened by the new technology reflected in the games, and by its rapidly-growing popularity, especially among youth.

My suggestion to those who do feel intimidated by the games, and who thus oppose their growing proliferation, is that they — their detractors — merely take a closer look at exactly what it is that they are opposing! If those parents and other so-called concerned citizens would just take a little time out of their busy schedules to actually *play* a few video games, they would undoubtedly be better able to perceive just what it is that their children find so completely compelling about them. In point of fact, a lot of the parents would probably find themselves joining their kids in becoming avid videophiles themselves.

Just imagine what might happen to the crime rate *then!*

Michael Herbert Shadick
Cedar Square West, Apt. E-414
1515 South Fourth Street
Minneapolis, MN 55454 ■

HARDWARE PREVIEW

continued from page 15

printer may be done without difficulty, and requires no tools other than a screwdriver. The top cover of the Epson is removed and the MBP is plugged into the auxiliary interface socket connector. The cover is replaced — and essentially, that is all there is to the actual installation. However, not to over-simplify the operation — there are a number of steps that are taken in removing the cover, and other specific details that are clearly and adequately specified in the procedures that accompany the unit.

Next, the printer is turned on, and the normal Epson self-test may be run, which prints a continuous test pattern of all available characters. Assuming that everything checks out satisfactorily, you now connect the printer to the computer. With the MBP-16K installed, the standard interface is no longer functional, so the Epson parallel cable is connected to the MBP. The only difference in oper-

BITS AND PIECES

continued from page 13

EXTEND PRINTER RIBBON LIFE

If you own a printer that uses spool-fed ribbons, here's a product you'll want to get. It's generally recognized that considerable savings can be realized by the reinking of printer ribbons, because ribbon fabric can last much longer than the ink in the ribbon lasts. As a result of this, many companies have appeared that specialize in reinking printer ribbons. A better solution would be to get your ribbons to *reink themselves automatically*. This invention is an example of truly inspired creativity: an idea that is beautiful in its simplicity and effectiveness. The INK STICK is a small bottle full of ribbon ink is affixed to the interior of your printer. A stiff wick sticks up out of the bottle's cap, and as the ribbon advances, it rubs against one side of the wick, constantly reinking itself. An adhesive cup holds the bottom of the bottle firmly in place; to refill the bottle, you just lift it out of the printer, refill, and replace. The idea

continued on page 19

ation will be that the printer SELECT signal is not supported. Nevertheless, there is full compatibility with all other Epson commands, and with GRAFTRAX, if it is installed also. As a point of interest, according to a Practical Peripherals' officer, Epson America Inc. has checked the MBP-16K, and has stated that it is "safe for use" with the Epson printers.

The Instruction sheet that accompanies the Microbuffer is brief but adequate. The Installation Instructions Section is particularly thorough and detailed, and no one should have any difficulty in this respect.

This useful and technically superior device is modestly priced at \$159.00. Practical Peripherals does not sell directly to the consumer, but there is a large distributor and dealer network offering this item and other Practical Peripherals devices, worldwide. Check with your regular computer hardware supplies dealer for availability.

A. A. Wicks
30646 Rigger Road
Agoura, CA 91301 ■

MICROSETTE

DISKETTES CASSETTES



Microsette's reputation for quality and credibility has made us the leading supplier of low cost, short length cassettes. Now, we also offer 5 1/4-inch single sided, soft sector diskettes in single or double density. We give the same attention to quality and reliability for our disks as we do for our cassettes.

LOOK AT OUR PRICES
includes boxes and shipping

CASSETTES Boxes included

Item	10 Pack	50 Pack
C-10	\$ 7.50	\$ 32.50
C-20	9.00	39.00
C-60	11.00	50.00
C-90	15.00	70.00

DISKETTES 5 1/4-inch

MD-5	\$25.00	\$110.00
------	---------	----------

UPS shipment in Cont. USA incl.
We can not ship to P.O. Boxes

Length	Qty.	Price	Total
SUBTOTAL			
Calif. Cust. add Sales Tax			
TOTAL			

Shipping address enclosed
Check or money order enclosed
Charge to: Visa MasterCard
Account No. _____
Expiration Date _____

SIGNATURE _____

MICROSETTE CO.

475 Ellis St., Mt. View,
CA 94043 (415) 968-1604

PRACTICAL BUSINESS PROGRAMS

continued from page 14

of data points and we knew this was within the limits of our 16k memory.

The next question is:

WARNING

USE CODED DATA
DETAILS (Y/N)?

All computers have limits on the size variables which they can handle. It is possible to run into some problems when numbers become very large. If you answer Y to the above question you will be given the following warning:

REGRESSION ANALYSIS REQUIRES THE CALCULATION OF SOME VERY LARGE NUMBERS AND THEN FINDING THE DIFFERENCE BETWEEN THESE LARGE NUMBERS. THE TRS-80 SOMETIMES FAILS TO PROVIDE THE ACCURACY NEEDED TO GET ACCEPTABLE RESULTS WHEN THE DATA IS NOT CODED.

ENTER TO CONTINUE?

It is difficult to predict when the computer has failed to produce good results. One way that has worked for us, is to go through the plotting routine. If the line does not fit the data you know something is wrong.

After hitting the ENTER key the program continues:

INPUT DISK, KEYS, READ, TAPE#-1
OR TAPE#-2 (D/K/R/T1/T2)?

Regression analysis often involves the handling of large quantities of data. We decided to use all the alternative data input and data storage methods we could. If you do not have a disk system there is no sense in trying this option. If you do not have a second tape recorder this will not work either.

In line 930 is the DATA statement to be used for the READ (R) option. The order of data input starts with a value of X followed by a value of Y. The last two numbers must be 9999,9999 to terminate the read instruction.

We will use the KEY, (K) option for our illustration. After typing K and hitting the ENTER key you will see:

DISK SYSTEM OR LEVEL II BASIC (D/B)?

Depending on the method of input and the system under which your computer is working there are some statements that must be executed and others which cannot. The computer must be told what type of system is being used. It will have to be told this several times during the selected operations.

After you have identified the type of system you are on and hit the ENTER key you will see:

1 X AND F(X) 9999,9999 TO STOP?

This question allows you to input data until the task is complete. Assume you inputted the following data:

X	F(X)
10	900
11	976
12	980
13	990
14	1000
15	1100
16	1110
17	1200
18	1250
19	1300
20	1600
9999	9999

After typing in 9999,9999 and hitting the ENTER key the computer will produce the following on the screen:

I	X	F(X)	I	X	F(X)
1	10	900	2	11	976
3	12	980	4	13	990
5	14	1000	6	15	1100
7	16	1110	8	17	1200
9	18	1250	10	19	1300
11	20	1600	12	9999	9999

OUTPUT MENU

(NO) CHANGE, (-1) TAPE#-1, (-2) TAPE#-2, (-3) DISK,
(-4) ADD VALUES, (-5) PRINTER, (-6) CRT ONLY?

You may correct the data if necessary, save it on tape or disk, add values or continue with the analysis. We will assume you selected -6 for CRT, screen output, and continue.

There will now be a delay, the length of which depends on the amount of data being analyzed. The next thing you will see on the screen is:

$F(X)=291.091 + 55.7818 * X$

ACTION MENU

PLOT, FORECAST, NEW RUN, OUTPUT MENU, END
(P/F/N/O/E)?

The plot routine plots a picture of the data, the line, and either the confidence limits or prediction limits on the screen. If you have specified printer output this routine will also copy the results on your 80 column printer.

The forecast routine allows you to input any value for X and any value for t from the Student distribution and obtain a forecast of the expected value of the function, the value of the upper and lower prediction and confidence limits.

A new run may be called for. If you do this, all data and other information is wiped out.

You may return to the output menu for the purpose of correcting data, adding data or turning on the printer, or you may end the program.

We will assume you selected P for PLOT and hit the ENTER key. The next thing you will see is:

REGRESSION LINE (1)F(X)= A+B*X (2) NONE?

continued on page 20

PMC SOFTWARE

Proven Software Solutions
for the TRS-80, PMC-80 & 81 User
At VERY Special Prices

GAMES

BITS AND PIECES continued from page 17

couldn't be simpler. It works very well in our Texas Instruments printer. The INK STICK sells for \$5 and is being distributed by Lawrence Electronics of 3651 N. Cicero Avenue, Chicago, IL 60641. Look for it on the shelves of your local computer store (or ask for it if you don't see it).

THE INSTRUCTOR'S SYSTEM

A new software system by Microsoftware Services is designed to aid teachers in many aspects of their work, using a TRS-80 Model III. THE INSTRUCTOR'S SYSTEM consists of three programs:

RECORDS is a sophisticated record keeping system that stores an alphabetized class roster and grades for each student. It can print grade lists, comprehensive student records, and class statistics. When the semester is through, RECORDS calculates final grades with a formula you specify and stores these grades on diskette.

EXAMS is used to create, modify, store and print multiple choice or true-false exams. You type in questions and then quickly edit them with a built-in word processor, delete old questions, insert new ones, or select questions from prior exams. A key word search option is included to help you search old question files for items containing any word or phrase that you specify.

EXAMINER allows you to administer tests created under EXAM using the TRS-80 as a teaching machine. At the instructor's option, the computer can give the student instant feedback, which may make test-taking a better learning experience. After each student finishes an exam, it is automatically graded, and a detailed performance profile is created and stored. A class summary of responses to each question is also generated. If desired, EXAMINER will transfer class grades into the RECORDS files.

If you are interested in THE INSTRUCTOR'S SYSTEM, contact Microsoftware Services, P. O. Box 776, Harrisonburg, VA 22801, (703) 433-9485. ■

PROGRAM CONVERSION

will resume next month.

Title	List	Our Price	Title	List	Our Price	Title	List	Our Price
Advanced Operating Systems			Big 5			ATTACK FORCE		
+ VOYAGE OF THE VALKYRIE			SCOTT ADAMS' ADV. #1, #2 & #3			D 32K I & III	19.95	15.00
D 32K I & III	39.95	32.00	D 32K I & III	39.95	31.00	T 16K I & III	15.95	12.00
T 16K I & III	29.95	24.00	SCOTT ADAMS' ADV. #4, #5 & #6			COSMIC FIGHTER		
Adventure International			D 32K I & III	39.95	31.00	D 32K I & III	19.95	15.00
ARMOR PATROL			SCOTT ADAMS' ADV. #7, #8 & #9			T 16K I & III	15.95	12.00
D 32K I & III	24.95	19.00	D 32K I & III	39.95	31.00	DEFENSE COMMAND		
T 16K I & III	19.95	15.00	SCOTT ADAMS' ADV. #10, #11 & #12			D 32K I & III	19.95	15.00
COMBAT			D 32K I & III	39.95	31.00	T 16K I & III	15.95	12.00
D 32K I & III	20.95	16.00	SEA DRAGON			GALAXY INVASION		
T 16K I & III	19.95	15.00	D 32K I & III	24.95	19.00	D 32K I & III	19.95	15.00
CONQUEST OF CHESTERWOOD			T 16K I & III	19.95	15.00	T 16K I & III	15.95	12.00
D 32K I & III	20.95	16.00	SHOWDOWN			METEOR MISSION		
T 16K I & III	19.95	15.00	D 32K I & III	20.95	16.00	D 32K I & III	19.95	15.00
+ DEMON VENTURE #1			T 16K I & III	14.95	12.00	T 16K I & III	15.95	12.00
REIGN OF THE RED DRAGON			+ SILVER FLASH-PINBALL			ROBOT ATTACK		
D 32K I & III	24.95	19.00	D 32K I & III	19.95	15.00	D 32K I & III	19.95	15.00
ELIMINATOR			T 16K I & III	14.95	12.00	T 16K I & III	15.95	12.00
D 32K I & III	24.95	19.00	SKY WARRIOR			+ STELLAR ESCORT		
T 16K I & III	19.95	15.00	D 32K I & III	20.95	16.00	D 32K I & III	19.95	15.00
GALACTIC EMPIRE			T 16K I & III	14.95	11.00	T 16K I & III	15.95	12.00
D 32K I & III	14.95	12.00	SPACE INTRUDERS			SUPER NOVA		
T 16K I & III	14.95	12.00	D 32K I & III	20.95	16.00	D 32K I & III	19.95	15.00
GALACTIC REVOLUTION			T 16K I & III	19.95	15.00	T 16K I & III	15.95	12.00
D 32K I & III	14.95	12.00	STAR FIGHTER			Corridor		
T 16K I & III	14.95	12.00	D 32K I & III	29.95	23.00	+ BOUNCEBOIDS		
GALACTIC TRADER			T 16K I & III	24.95	19.00	D 32K I & III	19.95	15.00
D 32K I & III	14.95	12.00	STAR TREK 3.5			T 16K I & III	15.95	12.00
T 16K I & III	14.95	12.00	D 32K I & III	19.95	15.00	SCARFMAN		
+ GALACTIC TRILOGY			T 16K I & III	14.95	11.00	D 32K I & III	19.95	15.00
D 32K I & III	39.95	30.00	TREASURE QUEST			T 16K I & III	15.95	12.00
LUNAR LANDER			D 32K I & III	19.95	15.00	SPACE CASTLE		
D 32K I & III	20.95	16.00	T 16K I & III	14.95	11.00	D 32K I & III	19.95	15.00
MACES & MAGIC #1	14.95	11.00	Automated Simulations (EPYX)			T 16K I & III	15.95	12.00
D 32K I & III	29.95	23.00	CRUSH, CRUMBLE & CHOMP			Mad Systems		
MACES & MAGIC #2			D 32K I & III	29.95	23.00	ASYLUM		
STONE OF SISYPHUS			T 16K I & III	29.95	23.00	D 32K I & III	22.95	18.00
D 32K I & III	29.95	23.00	DUNJONQUEST—			T 16K I & III	19.95	15.00
MACES & MAGIC #3			D 32K I & III	39.95	30.00	+ ASYLUM II		
MORTON'S FORK			T 16K I & III	39.95	30.00	D 32K I & III	22.95	18.00
D 32K I & III	29.95	23.00	DUNJONQUEST—			T 16K I & III	19.95	15.00
MISSILE ATTACK			D 32K I & III	39.95	30.00	DEATHMAZE 5000		
D 32K I & III	20.95	16.00	DUNJONQUEST			D 32K I & III	17.95	14.00
T 16K I & III	14.95	11.00	KEYS OF ACHERON			T 16K I & III	14.95	11.00
OTHER VENTURE #2			D 32K I & III	19.95	15.00	LABYRINTH		
CROWLEY MANOR			T 16K I & III	19.95	15.00	D 32K I & III	17.95	14.00
D 32K I & III	20.95	16.00	DUNJONQUEST—			T 16K I & III	14.95	11.00
T 16K I & III	19.95	15.00	SORCERS OF SIVA			WARRIOR OF RAS—DUNZHIN		
OTHER VENTURE #3			D 32K I & III	29.95	23.00	D 48K I & III	29.95	23.00
ESCAPE FROM TRAAM			T 16K I & III	29.95	23.00	T 48K I & III	29.95	23.00
D 32K I & III	20.95	16.00	DUNJONQUEST—			WARRIORS OF RAS—KAIY		
T 16K I & III	19.95	15.00	TEMPLE OF APSPHAI			D 48K I & III	29.95	23.00
OTHER VENTURE #4			D 32K I & III	39.95	30.00	T 48K I & III	29.95	23.00
EARTHQUAKE SF 1906			T 16K I & III	39.95	30.00	WARRIORS OF RAS—THE WYLD		
D 32K I & III	20.95	16.00	DUNJONQUEST—			D 48K I & III	29.95	23.00
T 16K I & III	19.95	15.00	UPPER REACHES OF APSPHAI			T 48K I & III	29.95	23.00
OTHER VENTURE #5			D 32K I & III	19.95	15.00	Penetrator		
DEATH PLANET			T 16K I & III	19.95	15.00	Melbourne House Software		
D 32K I & III	20.95	16.00	+ RICHOCHEAT			D 32K I & III	24.95	20.00
T 16K I & III	19.95	15.00	D 32K I & III	19.95	15.00	T 16K I & III	24.95	20.00
PLANETOIDS								
D 32K I & III	20.95	16.00						
T 16K I & III	19.95	15.00						

Now Twice As Many Programs!

EDUCATION	WORD PROCESSING	OPERATING SYS.		
Advanced Operating Systems				
MOSTLY BASIC	Aspen Software	Micro Systems Software		
EDUCATIONAL PKG. 7 PRG.	GRAMMATIC	DOS PLUS V3.35		
T 16K I & III	D 32K I	D 32K I		
24.95	59.00	100.00		
20.00	46.00	80.00		
UTILITIES				
Adventure International				
MOSTLY BASIC	PROOF EDIT	+ DIRECTORY INFO. MGT II (DIM II)		
SCIENTIFIC PKG. 7 PRG.	D 32K I	D 32K I & III		
T 16K I & III	30.00	24.95		
20.00	23.00	19.00		
Howe Software				
TIME DUNGEON—	PROOFREADER	MON3		
T 16K I & III	D 32K I	T 16K I		
24.95	54.00	39.95		
20.00	42.00	31.00		
Michael Shrayor Software				
AMERICAN HISTORY	SOFT-SCREEN	D 32K I		
T 16K I & III	D 48K I	D 32K I		
24.95	69.00	49.95		
20.00	54.00	39.00		
ELECTRIC PENCIL				
TIME DUNGEON—	SOFT-TEXT	T 16K I		
T 16K I & III	D 48K I	69.95		
24.95	69.00	55.00		
20.00	54.00	79.00		
INFO. PROCESSING				
WORLD HISTORY	Adventure International	MISCELLANEOUS		
T 16K I & III	+ MAXI CRAS	Adventure International		
24.95	D 48K I & III	HINT SHEET for single		
20.00	99.95	Adventure #1 thru #12		
Automated Simulations (EPYX)			1.00	
JABBERTALKY	MAXI MANAGER	Software Affair		
D 32K I & III	D 48K I & III	ORCS-TRA-85		
29.95	99.95	T 16K I		
23.00	79.00	D 32K I		
BUSINESS			D 32K I & III	
Small Business Systems Group			99.95	
ACCOUNTS PAYABLE	+ MAXI MANAGER UTILITY PACK #1	95.00		
D 48K I & III	D 48K I & III	95.00		
195.00	49.95			
ACCOUNTS RECEIVABLE	+ MAXI STAT			
D 48K I & III	D 48K I & III			
195.00	199.95			
GENERAL LEDGER	Auk's			
D 48K I & III	+ COMPUTER FILING SYSTEM (CFS)			
195.00	D 32K I & III			
INVENTORY CONTROL	D 32K I & III			
D 48K I & III	D 32K I & III			
195.00	69.00			
PAYROLL	Dan Haney Associates			
D 48K I & III	ELECTRIC SPREADSHEET			
195.00	D 32K I & III			
	D 32K I & III			
	T 16K I & III			
	34.95			
	30.00			

PMC SOFTWARE

475 Ellis St., Mt. View, CA 94043

Orders: (415) 968-1604

Terms: FOR FAST DELIVERY, send certified checks, money orders, VISA or MasterCard number and expiration date. Personal checks require 3 weeks. U.S.A. sales only. PRICES INCLUDE UPS continental delivery (do not use P.O. Box). CALIFORNIA customers add 6 1/2% tax. Prices subject to change.

PRACTICAL BUSINESS PROGRAMS

continued from page 18

You have the option of plotting the data with your regression line or plotting the data by itself. We will assume you selected option 1 and hit the ENTER key.

The next thing you will see is:

LEVEL OF LIMITS 2...3?

The t factor to be used depends on the significance specified in your problem. We have left it to the individual to look up this value on either the Student distribution for small sample sizes or the normal distribution for larger samples sizes. We have used 2 in our example.

The next question is:

CONFIDENCE INTERVAL OR PREDICTION LIMITS (C/P)?

You may plot either confidence limits or prediction limits. You cannot plot both. The reason we did not include the option of plotting both is that in our experience the picture that resulted was not meaningful. The plotting ability of the TRS-80 is too limited for this purpose. We selected C for confidence limits for our example.

The next question is:

LOW POINT OR ORIGIN (L/O)?

You have the option of plotting from the low point of your data or from the origin. Which is best depends on the problem under study. We chose to use the origin for our example.

The next question is:

HIGH POINT OR PROJECTION (H/P)?

You may select the high point of your graph as well as the low point. If you project far beyond the limits or your data you will see the confidence and prediction limits expand rapidly. We selected H for our sample run.

The program now clears the screen and plots the results.

PROGRAM LISTING

```
10 CLEAR 500: B$="D": CLS : PRINT CHR$(23): GOTO 60 :REM
" PREDICT/BAS"
20 CLS : PRINT CHR$(23): PRINT "WARNING ": PRINT : PRINT "USE
CODED DATA": INPUT "DETAILS (Y/N)";Y$: IF Y$="N" THEN RETURN
30 CLS : PRINT "REGRESSION ANALYSIS REQUIRES THE CALCULATIONS
OF SOME VERY LARGENUMBERS AND THEN FINDING THE DIFFERENCE
BETWEEN THESE LARGE NUMBERS. THE TRS-80 SOMETIMES
FAILS TO PROVIDE THE ACCURACY NEEDED";
40 PRINT " TO GET ACCEPTABLE RESULTS WHEN THE DATA IS NOT
CODED."
50 PRINT : INPUT "ENTER TO CONTINUE";D$: RETURN
60 PRINT "REGRESSION WITH PREDICTION & CONFIDENCE
LIMITS": PRINT "LEAST SQUARES APPROACH": PRINT "F(X)= A + B *
X ": PRINT "Copyright ": PRINT "STEVEN M. ZIMMERMAN, PH.D. AND
LEO M. CONRAD 1982 ":I=0
70 INPUT "NUMBER OF DATA POINTS";G: DIM X(G),F(G): GOSUB 20
80 CLS : PRINT CHR$(23): INPUT "INPUT DISK, KEYS, READ,
TAPE#-1 OR TAPE#-2 (D/K/R/T1/T2)";IN$: IF IN$="D" THEN
LINEINPUT "INPUT FILE:DISK ";D$: OPEN "I",1,D$
```

```
90 IF IN$="D" THEN B$="D" ELSE INPUT "DISK SYSTEM OR LEVEL
II BASIC (D/B)";B$
100 IF IN$="T1" OR IN$="T2" THEN INPUT "SETUP TAPE RECORDER
TO PLAY";DUS: IF B$="D" THEN CMD"T"
110 I=I+1: IF IN$="T1" THEN INPUT#-1,X(I),F(I)
120 IF IN$="T2" THEN INPUT#-2,X(I),F(I)
130 IF IN$="R" THEN READ X(I),F(I)
140 IF IN$="D" THEN INPUT#1,X(I),F(I)
150 IF IN$="K" THEN PRINT I;: INPUT "X AND F(X) 9999,9999 TO
STOP";X(I),F(I)
160 IF F(I)<>9999 AND X(I)<>9999 THEN 110
170 CLS :N=I-1: IF B$="D" THEN CMD"R": CLOSE
180 PRINT "I X F(X) I X F(X)"
190 K=0: FOR I=1 TO N STEP 2: PRINT I;X(I);F(I),I+1;X(I+1);
F(I+1):K=K+2: IF K=32 THEN INPUT "ENTER TO CONTINUE";DUS:K=0
200 NEXT
210 PRINT "OUTPUT MENU":INPUT"(NO) CHANGE, (-1) TAPE#-1, (-2)
TAPE#-2, (-3) DISK, (-4) ADD VALUES, (-5)
PRINTER, (-6) CRT ONLY";NO:I=0
220 IF NO>-1 THEN INPUT "X AND F(X)";X(NO),F(NO): GOTO 180
230 IF NO=-4 THEN LET I=N: IN$="K": GOTO 110
240 IF NO<-4 THEN 330
250 IF NO=-1 OR NO=-2 THEN INPUT "DISK SYSTEM OR LEVEL II
BASIC (D/B)";B$: IF B$="D" THEN CMD"T"
260 I=0: IF NO=-3 THEN LINE INPUT "OUTPUT FILE:DISK ";D$:
OPEN "O",2,D$
270 I=I+1: IF NO=-1 THEN PRINT#-1,X(I),F(I)
280 IF NO=-2 THEN PRINT#-2,X(I),F(I)
290 IF NO=-3 THEN PRINT#2,X(I),F(I)
300 IF F(I)<>9999 AND X(I)<>9999 THEN 270
310 IF B$="D" THEN CMD"R": CLOSE
320 GOTO 210
330 SX#=0: SY#=0: S2#=0: SC#=0: TX=0: TY=0: BX=99999:
BY=99999: S3#=0: S4#=0: S5#=0: SA#=0
340 FOR I=1 TO N: SX#SX#+X(I): SY#SY#+F(I):
SC#SC#+F(I)*X(I): S2#S2#+X(I)*X(I): S3#S3#+X(I)*X(I)*X(I):
S4#S4#+X(I)*X(I)*X(I)*X(I): S5#S5#+F(I)*X(I)*X(I):
SA#SA#+F(I)*F(I)
350 IF X(I)<BX THEN LET BX=X(I)
360 IF X(I)>TX THEN LET TX=X(I)
370 IF F(I)<BY THEN LET BY=F(I)
380 IF F(I)>TY THEN LET TY=F(I)
390 NEXT : ZX=N*S2#-SX#*SX#: ZY=N*SA#-SY#*SY#:
ZZ=N*SC#-SX#*SY#: SE=SQR((ZX*ZY-ZZ*ZZ)/(N*(N-2)*ZX))
400 IF NO<>-5 THEN 440
410 LPRINT " REGRESSION WITH PREDICTION LIMITS LEAST SQUARES
APPROACH": LPRINT " F(X)= A + B * X ": INPUT "TITLE";D$:
LPRINT D$: INPUT "DATE (MM/DD/YY)";D$: LPRINT D$: INPUT
"OPERATOR";D$: LPRINT "OPERATOR: ";D$
420 LPRINT "I X F(X) I X F(X)"
430 FOR I=1 TO N STEP 2: LPRINT I;X(I);F(I),I+1;X(I+1);
F(I+1): NEXT
440 B=((SX#*SY#-N*SC#)/(SX#*SX#-N*S2#):
C2=((SX#*S2#-S3#)*(SY#*SX#-SC#)-(S2#*SY#-S5#)*(SX#*SX#-S2#))
/((S2#*SX#-S3#)*(S2#*SX#-S3#)-(SX#*SX#-S2#)*(S2#*S2#-S4))
450 B2=((S2#*SY#-S5#)-C2*(S2#*S2#-S4))/(SX#*S2#-S3#):
A2=(SY#*SX#-B2*SX#*SX#-C2*S2#*SX#)/SX#
460 A=(SY#-B*SX#)/N:C=SC#/S2#
470 XB=SX#/N
```

continued on page 40

BeaLin Corp. OFFERS YOU...

HARDWARE & SOFTWARE

TRAX-SW

RETAIN YOUR *TRS-80 BLOCK GRAPHICS CAPABILITY WHILE ADDING ALL OF THE FEATURES OF **GRAFTRAX-PLUS SUCH AS UNDERLINE MODE, SUBSCRIPT/SUPERSCRIPIT, LINE DRAWING GRAPHICS, ETC. PLUG IN BOARD SUPPLIED WITH OR WITHOUT **GRAFTRAX-PLUS. (Not available for serial MX-80 Printers.)

TRAX-SW	(\$49.95)
TRAX-SW WITH GRAFTRAX-PLUS	(\$109.95)
GRAFTRAX-PLUS	(\$69.95)
GRAFTRAX 80	(\$65.00)

*Trademark of Tandy Corp.
**Trademark of Epson

PRINTER CABLE FOR EPSON PRINTERS

10 FEET (\$24.95)

TEAC DISK DRIVES 40TK/SS/DD .. (\$250.00)

(one year warranty)

HAYES SMARTMODEM \$229.00

1200 BAUD VERSION \$695.00

PRINTER SWITCH

Mod I, III \$79.95 Mod II, XVI \$89.95

Switch between two printers, use your computer to produce draft copies on one printer. Then make final copies on letter quality printer without switching cables.

REAL WORLD INTERFACE

The Card Electronics REAL WORLD INTERFACE system is for the control and monitoring of machines and real world systems (robotics, heating, air conditioning, lighting, motors, solenoids, etc.). With the use of A.C. and D.C. Solid State Relays and status indicating devices, this system will permit TRS-80 users to connect their computer to the real world.

Serial RS-232 version of REAL WORLD INTERFACE ideal for remote control and monitoring through modems.

24 Outputs, 32 Inputs.

PAGE-IT \$29.95

A disk utility that prints basic programs in easily readable format.

- COMPATIBLE WITH MOST OPERATING SYSTEMS
- HIGHLIGHTS REM STATEMENTS
- INDENTS CODE — LINE NUMBERS STAND OUT
- UNPACKS BASIC CODE
- MENU DRIVEN — EASY TO USE
- DOUBLE SPACE OPTION
- SUPPORTS SPECIAL OPTIONS OF 15 PRINTERS

LNW MODEL I

48K/4MHZ OPERATION 5-8 Double density controller supports Hi-Res B&W and Color TRS-80 Model I compatible; supplied with a NEC JB 1260 Hi-Res green phosphor monitor, Dos + 3.4 and LNW Basic.
Special Price \$1495.00

LNW MODEL II

125K & all Model I features, supports Model I systems and CPM. Supplied with CPM and NEC JB 1260.
Special Price \$1995.00

CHECK80 \$49.95

Use your computer to produce invoices, purchase orders, statements, and print checks with check record maintained on disk.

INVOICE-PLUS \$69.95

Print invoices and store all transactions on disk.

USE OUR DATA LINE TO BROWSE THROUGH THE MANY ITEMS WE HAVE AVAILABLE. YOU MAY PLACE ORDERS OR HAVE SPECIFIC QUESTIONS ANSWERED. DATA LINE FORMAT IS 300 BAUD, 7 BIT, NO PARITY. SATISFY ALL OF YOUR COMPUTING NEEDS, COMPLETE SYSTEMS, DISK DRIVES, PRINTERS, EPSON RIBBONS & REPACKS, PAPER PRODUCTS, PLUS MUCH MORE. CALL OR WRITE FOR FREE CATALOG.

Software shipping and handling — \$3.50

PHONE VOICE (301) 490-2744 MODEM (301) 730-2229

BeaLin Corp. 9335 Old Scaggsville Rd. Laurel, Md. 20707

VISA OR MASTERCARD ACCEPTED — DEALERS INQUIRIES WELCOME

(Call or write for information and prices.)

HOLIDAY SPECIALS

ARRAY OF HOPE FOR BASIC PROGRAMMERS (Part 4)

Arne Rohde

5.3 Disk Arrays

Data arrays may contain more information than can be stored in internal memory. In these cases external memory must be used, with disk memory being the most common storage method for large arrays. Tape can also be used, but because of the speed limitations inherent in the medium itself it will probably only be used for small applications. For cassette tape sequential searching is the only method available, but some cartridge and reel to reel tapes can be read in reverse to provide for a form of non-sequential searching.

Disk files with random access mechanisms provide the means for performing efficient searches in large arrays. Sequential search techniques can, of course, also be used for disk files, but they will probably be too inefficient for all but the smallest arrays. Unless, of course, the disk operating system does not allow for random access to records within a file. In TRSDOS Basic, random access can be specified when the file is opened, and for this access method each record in the file must be of the same length. Various methods are provided for ensuring this, both for records containing numeric values and string values.

All of the non-sequential techniques covered above can be used with disk files, but obviously some are better suited than others. Normally the ones requiring the least number of compares are to be preferred, and often disk space will not be as critical as internal memory so that the techniques trading space for execution speed will be more usable. Thus direct lookup and hash code techniques will often be even more useful for disk files. The hash code array should use linked records to provide the least number of disk accesses.

Combination techniques are also available. If the data portion of each record is large compared to the key portion, then the key portion could possibly be stored internally with a pointer to the appropriate disk record number. This would provide for internal access to the keys, with disk access only being required to access the data portion of the required record. This could be used, for example, for name and address records in a customer file, where the name and address uses a large amount of storage compared to the customer number. The customer number array could be sorted internally to provide for non-sequential search techniques without changing the sequence of the records on the disk.

The above technique with a separate index to the file is usually known as indexed sequential or indexed file access, and there are many methods available for implementing it. In many cases the index will be stored on the disk, sometimes as a portion of the actual data file, sometimes as a separate file. A particular file may also have more than one index if it is to be accessed in more than one sequence. The main advantage of indexed sequential files is that they can be accessed both randomly and in key sequence, depending on the actual requirements.

5.3.1 B-trees

A special form of tree structure suited to disk file processing is the B-tree. I do not know the origin of the name, but it differs from the binary tree in that each node may have more than 2 subordinate nodes. If the maximum number of subordinate nodes is n , then the tree is called an n -way B-tree. The value of n is chosen so that as many keys as possible can fit into a single disk sector or block, together with the associated pointers to the subordinate nodes. Within each block the keys can be positioned sequentially, and only the leaves themselves need to contain data other than keys and pointers.

We shall assume a disk sector size of 255 bytes, a key size of 2 bytes (integer from 0 to 32767), and a pointer needing 2 bytes (up to 32767 sectors per file). A byte will also be used to indicate whether a sector is a data sector or an index sector. This leaves 254 bytes for the index, or 63 indices in an index sector, giving a 63-way B-tree.

The key value in each index item is the value of the highest key in the data or index block which is pointed to by the associated pointer. Thus each index block can point to 63 subordinate index blocks or to 63 subordinate data blocks. Because of the method used for inserting new records, the pointers must all point to index blocks, or all point to data blocks. Thus each node in the tree will be resident at the same level, and there will be a guaranteed maximum search depth to find any particular record.

The root sector address should be known at all times so that the root sector can be found easily to begin the search. To speed up the search, the root sector could be held in main memory while the file is being used. This can speed up searches considerably. If we assume a data record length of 127 bytes we can have two data records in each data sector, besides the byte to indicate a data record. Thus with only the root index sector we can access up to 63 data sectors or 126 data records with only two disk accesses. With more than 126 data records two or more levels of index will be required, but even with only two levels we can store up to $63 \times 63 \times 2$ or 7938 records. With our assumed record length this is more than we can store on four 80-track diskettes in double density!

Because of page width limitations a 63-way B-tree can be difficult to draw, so for illustration we will assume a 4-way B-tree. The tree has two levels of index, and the data is at the third level. The tree could be drawn as follows:

```
      B2 I 44 3 117 5 -1 -1 -1 -1
B3 I 12 4 23 6 44 10 -1 -1   B5 I 88 7 94 8 107 11 117 9
B4 D 5 data 12 data   B6 D 13 data 23 data   B10 D 32
                        data 44 data
B7 D 88 data   B8 D 94 data   B11 D 107 data   B9 D 117
                        data
```

Bn indicates relative block number n within the file, I indicates an index block and D indicates a data block. The

numbers indicate key values and sector pointers alternately. Thus the root index sector (sector 2) points to two subordinate sectors, the first (sector 3) containing 44 as the highest key value, the second (sector 5) with 117 as the highest key. Sector 3 points to 3 subordinate sectors, each of which are data sectors containing 2 data records.

If we wish to insert a new data record with key value 18 the logical point to insert it would be in sector 6 which already contains the key values 13 and 23. Since we can only have two data records in each sector, the sector will have to be split to make room for the new record. We can leave keys 13 and 18 in one sector and create a new data sector for key 23. To keep the index up to date index sector 3 must be changed. Fortunately there is room for a new key and pointer, so key 18 is inserted to point to sector 6 and key 23 is changed to point to the new data sector, for example sector 12.

To insert a record with key value 111 we first find the sector containing the record with key value 117, since this is the next record in the file with a higher key value. There is room for a new record in the sector, so the new record is merely inserted with no changes in the index being required. Next comes a record with key value 115. This should be inserted into the same sector, but now there is no room for a new record. As for key 18 the data sector must be split, and records 111 and 115 are left in one sector and a new data sector (sector 13) is used for key 117.

The next problem arises when the index sector (sector 5) is to be updated, since it already contains 4 keys and pointers. There is no room for the new key (115) and corresponding pointer. This sector must then also be split, but instead of just moving key 117 to the new sector, it is split so that neither of the new index sectors contains less than 2 keys and pointers. This leaves room for expansion in both the new index sectors, and thus delays further splitting when new records are inserted. We can leave keys 88, 94 and 107 in one sector, and move 115 and 117 to the new index sector. Since we have created a new index sector, the index at the next higher level must also be changed. This is the root sector, which has room for two new key values and pointers, and thus 107 can be inserted as a new key value, and the pointer associated with key 117 changed to point to the new index sector.

If the root index sector had already been full, it would also have to be split, and a new root sector created in the file. If the root sector is always desired to be located in a particular place, for example relative sector 1, then the split root could be placed in two new sectors, and the new root left in the old sector. It should also be noted that when an index sector is split it must be possible to find the index sector at the next higher level. This could either be done by having backward links in each index sector, or by storing the path which is taken to find a particular data record. In most cases only a few sector numbers will have to be stored, namely the numbers of the index sectors which have been accessed to find the particular record, and this will be very limited even for very large files provided the key is short.

The maximum number of levels which must be accessed to find a particular record can be calculated. Because of

the method used for splitting the index sectors, all except the root sector will contain at least half the possible maximum number of keys, or 32 in our earlier example. If the root node is full, then at least 32×63 records can be accessed with only two levels of index. This is over 2000 records, and as we saw earlier the maximum is over 8000 records with just two index levels. By comparison a balanced binary tree would require $\log_2(2000)$ or 11 accesses to find any one of 2000 records. An unbalanced tree could require considerably more, in the worst possible case up to 2000 accesses.

Other splitting methods than the one described are also possible. One of them is to look at the next index sector at the same level, and to split these two sectors into three index sectors. In this method no index sector will contain less than $2/3$ of the total possible number of keys, or 42 in our example. Thus the least number of records accessed with two levels of index would be 42×63 or over 2600. Depending on storage space and program logic this scheme could, of course, be carried even further by looking at the next two index sectors, etc.

There is one factor which should be taken into account when a new file is created. If the records which make up the file are already in key sequence, then each new record to be added will have a key value which is larger than any key value already in the file. If no special precautions are taken, then each record will occupy a single sector, and the data portion of the file will be inefficiently utilized, with only 50% being used. To avoid this there are at least three possibilities. The first is to have a special program to load the file the first time. This program can then fill the data sectors to any desired percentage. If more than two data records can be fitted in a sector, and additions to the file are common, then it could be an advantage to leave room in each sector for one or more new records.

The disadvantage of a special program for loading the file is that the same situation can arise during normal processing, namely that records in key sequence are added to the end of the file. The second method is to treat an addition of a higher record key as a special case, and try to insert it in the data sector containing the current highest key value. This method can be used both for new files and for additions to an existing file.

The third possibility, which can have other advantages, is to keep the index and the data in two separate files or distinct portions of the same file. This would mean storing all keys and pointers in the index at the lowest index level. The data records would not be stored in any particular sequence, but a new data record would be inserted at the first available point in the data file. This would mean that all available space would be utilized in the data file, but at the cost of extra keys and pointers in the index file. In our example with only two data records in each sector the extra indexes would probably be justifiable.

One advantage to be gained by having the data and index separate is that the file can be created with as many different indices as required. A customer name and address file could be indexed by customer number and by zip code, an employee file by employee number, social security number and first letters of the surname, etc. This

continued on page 30

BEGINNER'S CORNER

Spencer Koenig

The Meeting of Parallel Lines

In my last article I gave you a list of texts that I thought should be on every beginner's (and in some cases every intermediate's) bookshelf. To write that article, I found myself sifting through my whole collection trying to find those books that were self sufficient and that contained the best explanations on a given topic. As you saw, the topics ranged from introductions into what computers were (are) and how to use them, up to esoteric subjects covering the BASIC interpreter and how it functioned.

In that discussion, I could easily have included other areas that have, over the years, interested me. For example, the topic of languages is well covered in my bookshelf. Consider the language of PASCAL, for example. I have at least six books on the subject. I have two on LISP and three on FORTRAN. You might say that I was indulging in overkill. (What gives you that idea?)

The topic I want to get to is called *parallel reading*. What this means, if you haven't already figured it out, is that you read several books at one time on one subject. I came across the term several years ago, although I had been practicing it for quite a few years before. By the way, if any of you happen to find the source for the term, please let me know, so that I can give credit where credit is due.

The idea stems from problems you find in any area. Sometimes, when an author is writing a text, he loses sight of whom he might be writing for, and he slips into a less clear style of writing. Or, in another case, an editorial oversight can occur, leaving certain concepts or characters badly or not at all explained. Problems like these stop short an inquiring mind (like yours and mine). So remember my golden rule: if you want to study a topic, get at least two different views (like your shrinks, for example) or texts on the subject. Any teacher will tell you that it pays to have several means of approaching a subject; it's always good to get a second opinion on anything.

As life would have it, I found myself in a situation where I had forgotten my own rule and suffered the price. I was visiting a friend who was performing at the Bach Aria Festival at Stony Brook on Long Island (did you know that Brooklyn is physically part of Long Island?). At that time I had an intense interest in LISP (LISt Processing). The reason for my interest was due to the fact that Microsoft had just come out with Mumath/Musimp, which is advertised as a superset of LISP. This meant that if you could program in LISP you could use Mumath as a LISP type interpreter on your TRS-80. It all sounded terrific and fascinating.

I quickly went out and purchased a book on the subject. The text, I must say, is really excellent and well written. The title is LISP. (Pretty good, huh?) The authors are Patrick Henry Winston and Berthold Klaus Paul Horn. The book is published by Addison Wesley (which seems to be the only publisher with only one first name).

I thought I was on my way. I was going to really get into it and practice understanding all the concepts and symbols, and maybe make a dent in understanding a little about the big subject of *artificial intelligence*. A friend of mine made

an observation to me recently, that those involved in the subject are going about all wrong. He suggested that they should try to understand real intelligence before going on to the artificial kind. I didn't have the heart to break the news to him. I figured let sleeping minds lie. Besides, if you used my friend as an example, you might have a good argument to oppose his point of view.

At any rate, one weekend at the festival (which was really excellent), I had taken the text with me, and as my limited intelligence would have it, I came across a symbol I didn't recognize and couldn't seem to locate anywhere in the text prior to the section I was reading.

That has to be one of the most frustrating things. It could also have been an idea that I would have found hard to understand. Any way you look at it, the result is the same: you find your interest waning as your eyes glaze in your attempt to read on.

When I returned home I realized that the solution was to purchase a second text on LISP called *The Programmer's Guide to LISP* by Ken Tracton. The LISP book published by Addison Wesley cost \$15.00 at the time, and I thought that was expensive. (Boy, how times change!) The Tracton text cost \$5.95 and is really very good. The two books should not be compared. They are on totally different levels and seek to accomplish similar ends through very different means.

In the Winston text you find hundreds of test examples with answers in the back, as well as an appendix to another type of LISP dialect called INTERLISP. The text itself covered something called MACLISP. It seems that INTERLISP distinguishes upper and lower case among other things and MACLISP does not. There are also a number of other differences, but I won't go into them at this point.

The Tracton book is more superficial, as far as being compared to a classroom text, but it is easier to understand and easier to find your way through when searching for some specific term or symbol. If you are interested in the subject, I recommend both texts to you.

I realize that some people object to spending the extra money, but think about it this way: if you had spent the money on a text and found it either poor in writing style or unclear, or for some other reason just not interesting, and the result was that the text wound up sitting on your shelf, then you have wasted more than money, you have wasted your time as well.

That's the reason why you will often find that I recommend a number of texts on one subject. For example in my last article I recommended that three texts should be thought of as a set. They were *Intermediate Programming for the TRS-80 (Model I)* by David Heiserman, published by Howard Sams, Inc., *Programming Techniques for Level II BASIC* by William Barden, Jr. published by Radio Shack (who?), and *BASIC Faster and Better and Other Mysteries* by Lew Rosenfelder, published by IJG Inc.

These three texts are by far the best written and most
continued on page 47

PONY EXPRESS™

Finally

The most complete mailing program ever designed, used for many years by large corporations and organizations

**Now Available for the Trs 80*
Models I and III**

Following are some of the features of
PONY EXPRESS

- ★ Unlimited amount of files
- ★ 1400 records on a Model III 40 track diskette
- ★ Fast machine code sort
- ★ Records can be sorted by name, zip code, zip and name, zip and address
- ★ Records can be printed on labels one to five across 132 character wide paper 80 character wide paper or with cheshire format
- ★ Print your own return address labels or any other one to five line message
- ★ Records can be selected by an unlimited amount of selection codes.
- ★ Automatic repeat routines for ease of entering records
- ★ Codes can be used instead of titles for greater efficiency during input
- ★ Unique correction and deletion routines for ease of updating files
- ★ Self-documenting and extensive documentation so that anyone can learn how to use **PONY EXPRESS** in less than an hour

Special Introductory Offer
\$99.00

Call or Write to

COMPUTECH

975 Forest Avenue
Lakewood, New Jersey 08701
(201) 364-3005

Master Charge and Visa accepted,
add \$2.50 Shipping and Handling.
N.J. residents add 5% sales tax.

*Trs 80 is a trademark of Tandy Corp.

BYTEWRITER DAISY WHEEL PRINTER

NEW / NOT REFURBISHED

LETTER QUALITY PRINTER AND TYPEWRITER
IN ONE PACKAGE

ONLY

\$795

plus shipping

The BYTEWRITER is a new Olivetti Praxis electronic typewriter with a micro-processor controlled driver added internally. No software driver needed.

Maybe we goofed by not charging more for a
DAISY WHEEL PRINTER

What's wrong with it?

We guess everyone must be getting used to paying over \$2000 for a new Daisy Wheel Printer and over \$1500 for a refurbished Daisy Wheel Printer. Anything that costs less must be junk. Right?

WRONG!

The BYTEWRITER is not only cheaper it is better!

Following are some of the features of
BYTEWRITER

- ★ 10, 12, or 15 characters per inch switch selectable
- ★ Interchangeable daisy wheel - many different typestyles readily available
- ★ Correctable Electronic Typewriter operation with nothing to disconnect
- ★ Correctable film or nylon cartridge ribbon
- ★ Self test program built in
- ★ Only 14 internal moving parts for incredible reliability, ease, efficiency and accuracy
- Two keyboard positions for standard American type or special characters for foreign languages

Centronics compatible parallel input operates with
TRS-80, APPLE, IBM and many others

Call or Write to

COMPUTECH

975 Forest Avenue
Lakewood, New Jersey 08701
(201) 364-3005

Master Charge and Visa accepted,
N.J. residents add 5% sales tax.

H & E COMPUTRONICS INC.

SUPERCHARGE YOUR TRS-80*

WITH ADVANCED UTILITY PROGRAMS

FROM  RACET COMPUTES LTD.

TRS-80™ is a trademark of Tandy Corp.

Facts About RACET COMPUTES Utility Programs:

- ***ALL PROGRAMS ARE WRITTEN IN MACHINE LANGUAGE
- ***ABSOLUTELY NO KNOWLEDGE OF MACHINE LANGUAGE IS NECESSARY TO USE ANY OF THE UTILITY PROGRAMS
- ***EACH UTILITY PROGRAM IS CALLED UP FROM BASIC USING THE SIMPLE BASIC COMMANDS PROVIDED
- ***EACH UTILITY PROGRAM COMES WITH A RACET COMPUTES INSTRUCTION MANUAL
- ***EACH INSTRUCTION MANUAL INCLUDES SEVERAL EXAMPLES OF UTILITY USAGE
- ***EACH UTILITY ALLOWS THE USER TO PERFORM CERTAIN BASIC OPERATIONS TEN, TWENTY OR MORE TIMES FASTER THAN THE EQUIVALENT BASIC ROUTINE (FOR EXAMPLE, GSF CAN SORT AN ARRAY OF 1000 RANDOM NAMES INTO ALPHABETICAL ORDER IN UNDER 9 SECONDS!!)

30 DAY MONEY-BACK GUARANTEE FROM H & E COMPUTRONICS, INC.

GSF (GENERALIZED SUBROUTINE FACILITY)

- SORTS 1000-ELEMENT ARRAYS IN 9 SECONDS
- SORTS UP TO 15 ARRAYS SIMULTANEOUSLY (MIXED STRING, FLOATING POINT AND INTEGER)
- SORTS SINGLE OR MULTIPLE SUBSTRINGS AS ASCENDING OR DESCENDING SORT KEYS
- READ AND WRITE ARRAYS TO CASSETTE
- COMPRESS AND UNCOMPRESS DATA IN MEMORY
- MOVE ARRAYS IN MEMORY
- DUPLICATE MEMORY
- FAST HORIZONTAL AND VERTICAL LINES
- SCREEN CONTROLS FOR SCROLLING THE SCREEN UP, DOWN, LEFT, RIGHT AND FOR GENERATING INVERSE GRAPHIC DISPLAYS
- ADDS PEEKS AND POKES (MODEL-II VERSION ONLY)

MODEL-I VERSION \$25.00
MODEL-II VERSION \$50.00
MODEL-III VERSION \$30.00

DSM (DISK SORT MERGE)

- SORT AN 85K DISKETTE IN LESS THAN THREE MINUTES!
- SORTS LARGE MULTIPLE DISKETTE FILES ON A MINIMUM ONE DRIVE SYSTEM
- ALL RECORDS ARE PHYSICALLY REARRANGED-NO KEY FILES ARE REQUIRED
- SORTS RANDOM FILES CREATED BY BASIC, INCLUDING FILES CONTAINING SUB-RECORDS SPANNING SECTORS
- SORTS ON ONE OR MORE FIELDS IN ASCENDING OR DESCENDING ORDER
- FIELDS MAY BE STRINGS, INTEGER, BINARY INTEGER OR FLOATING POINT
- THE SORTED OUTPUT FILE MAY OPTIONALLY HAVE FIELDS DELETED, RE-ARRANGED OR PADDED
- SORT COMMANDS CAN BE SAVED FOR REUSE
- SINGLE SORT, MERGE, OR MIXED SORT/MERGE OPERATIONS MAY BE PERFORMED
- SORTED OUTPUT MAY BE WRITTEN TO A NEW FILE, OR REPLACE THE ORIGINAL INPUT FILE

MODEL-I VERSION \$75.00
MODEL-II VERSION \$150.00
MODEL-III VERSION \$90.00

KFS-80 (KEYED FILE SYSTEM)

- CREATE ISAM FILES (INDEX SEQUENTIAL METHOD)
- ALLOWS INSTANT ACCESS TO ANY RECORD ON YOUR DISKETTE
- INSTANTLY RETRIEVE RECORDS FROM MAILING LISTS, INVENTORY, ACCOUNTS RECEIVABLE OR VIRTUALLY ANY APPLICATION WHERE RAPID ACCESS IS REQUIRED TO NAMED RECORDS
- PROVIDES THE BASIC PROGRAMMERS THE ABILITY TO RAPIDLY INSERT OR ACCESS KEYED RECORDS IN ONE OR MORE DATA FILES
- RECORDS ARE MAINTAINED IN SORTED ORDER BY A SPECIFIED KEY
- RECORDS MAY BE INSERTED OR RETRIEVED BY SUPPLYING THE KEY
- RECORDS MAY BE RETRIEVED SEQUENTIALLY IN SORTED ORDER
- RAPID ACCESS TO ANY FILE REGARDLESS OF THE NUMBER OF RECORDS
- MULTIPLE INDEX FILES CAN BE EASILY CREATED WHICH ALLOWS ACCESS OF A SINGLE DATABASE BY MULTIPLE KEYS (FOR EXAMPLE, BY BOTH NAME AND ZIP CODE)

MODEL-I VERSION \$100.00
MODEL-II VERSION \$175.00
MODEL-III VERSION \$100.00

INFINITE BASIC

- ADDS OVER 80 COMMANDS TO BASIC
- SORTING...STRING CENTERING/ROTATION/TRUNCATION...JUSTIFICATION... DATA COMPRESSION...STRING...TRANSLATION/COPYING...SCREEN DISPLAY... SCROLLING...MATRIX OPERATIONS...SIMULTANEOUS EQUATIONS (THROUGH MATRIX INVERSION)...DYNAMIC ARRAY RESHAPING

MODEL-VERSION \$50.00
MODEL-III VERSION \$60.00
NOT AVAILABLE ON MODEL-II


INFINITE BUSINESS

- ADD ON PACKAGE TO INFINITE BASIC (REQUIRES INFINITE BASIC)
- ADDS PACKED DECIMAL ARITHMETIC WITH 127 DIGIT ACCURACY (+,0,/,)
- COMPLETE PRINTER PAGINATION CONTROLS
- BINARY SEARCH OF SORTED AND UNSORTED ARRAYS
- HASH CODES

MODEL-I VERSION \$30.00
MODEL-III VERSION \$30.00
NOT AVAILABLE ON MODEL-II

UNLEASH THE HIDDEN POWERS OF YOUR TRS-80*. SUPER FAST, HIGH POWERED AND ULTRA-SOPHISTICATED UTILITY SOFTWARE

CREATED BY  RACET COMPUTES 



...BROUGHT TO YOU BY

MODEL II SPEEDUP—FAST DISK I/O

THIS IS AN ENHANCEMENT FOR TRSDOS 2.0 THAT WILL RADICALLY DECREASE DISK ACCESS TIME.

- DISKS BOOT FASTER TO DOS
- IMPROVE DISK I/O UNDER BASIC



MODEL II ONLY \$99.95

HSDS HARD DISK DRIVE SOFTWARE

- MAKES TRSDOS COMPATIBLE WITH MOST HARD DISK DRIVES
- ADDS MANY EXTRA FEATURES TO TRSDOS..... \$400.00

COMPROC (COMMAND PROCESSOR)

- AUTO YOUR DISK TO PERFORM ANY SEQUENCE OF INSTRUCTIONS THAT YOU NORMALLY GIVE FROM THE KEYBOARD (FOR EXAMPLE, INSERT THE DISKETTE, PRESS THE RESET BUTTON, YOUR COMMAND FILE COULD AUTOMATICALLY SHOW YOU THE DIRECTORY, SHOW THE FREE SPACE ON THE DISKETTE, LOAD A MACHINE LANGUAGE SUBROUTINE, LOAD BASIC, LOAD AND RUN A BASIC PROGRAM, AND SELECT A GIVEN ITEM ON YOUR MENU...ALL WITHOUT TOUCHING THE KEYBOARD!)

MODEL-I VERSION \$20.00
 MODEL-III VERSION \$30.00
 NOT AVAILABLE FOR MODEL-II

DISCAT (DISKETTE CATALOG SYSTEM)

- THIS COMPREHENSIVE DISKETTE CATALOGUING/INDEXING UTILITY ALLOWS THE USER TO KEEP TRACK OF THOUSANDS OF PROGRAMS IN A CATEGORIZED LIBRARY...FILE INCLUDES PROGRAM NAMES AND EXTENSIONS PROGRAM LENGTH, DISKETTE NUMBERS AND FREE SPACE ON EACH DISKETTE...KEEP A COMPLETE CATALOG OF THE DIRECTORIES ON ALL YOUR DISKETTES IN ALPHABETICAL ORDER (SORTED ON EACH DISKETTE...OR COMPLETE ALPHABETICAL LIST OF PROGRAMS ON ALL YOUR DISKETTES)

MODEL-I VERSION \$50.00
 MODEL-III VERSION \$50.00
 MODEL-II VERSION (SEE MODEL-II UTILITY PACKAGE)

BLINK (BASIC LINK FACILITY)

- LINK FROM BASIC PROGRAM TO ANOTHER SAVING ALL VARIABLES
- THE CHAINED PROGRAM MAY EITHER REPLACE THE ORIGINAL PROGRAM OR CAN BE MERGED BY STATEMENT NUMBER

MODEL-I VERSION \$25.00
 MODEL-III VERSION \$30.00
 MODEL-II VERSION..... \$50.00

REMODEL-PROLOAD

- THE ULTIMATE RENUMBERING PROGRAM...RENUMBERS ALL OR PART OF A PROGRAM (ALLOWS PARTIAL RENUMBERING IN MIDDLE OF PROGRAMS)
- PARTIAL OR COMPLETE MERGE OF TWO CASSETTE PROGRAMS

MODEL-I VERSION \$35.00
 MODEL-III VERSION \$35.00
 NOT AVAILABLE ON MODEL-II

COPSYS

- COPY AND VERIFY ALL MACHINE LANGUAGE (SYSTEM) TAPES WRITTEN IN STANDARD FORMAT...IF YOU BUY A MACHINE LANGUAGE PROGRAM, COPSYS ALLOWS YOU TO EASILY COPY THE PROGRAM ONTO ANOTHER CASSETTE AS A BACKUP

MODEL-I VERSION \$15.00
 MODEL-III VERSION \$20.00
 NOT AVAILABLE ON MODEL-II

MODEL II FASTBACK—FULL DISK BACKUP IN 55 SECONDS

- IN BUSINESS TIME IS MONEY, & ONE BACKUP IS WORTH A THOUSAND TEARS.
- WORKS ON SYSTEMS WITH 2 OR MORE DRIVES
 - CAN REPLACE YOUR EXISTING TRSDOS 1.2 or 2.0 BACKUP UTILITY



MODEL-II ONLY \$75.00

MODEL-II UTILITY PACKAGE

- ESSENTIAL FOR EVERY MOD-II OWNER
- RECOVER AND REPAIR FILES AND DIRECTIONS (BY JUST ENTERING A SINGLE COMMAND)
- XCOPY...SIMILAR TO COPY BUT CAN COPY ANY NUMBER OF FILES AT ONE TIME FASTER AND MORE ACCURATE THAN COPY SINCE RECORDS ARE COPIED IN GROUPS RATHER THAN ONE RECORDS AT A TIME...USING XCOPY YOU CAN COPY FILES THAT CAN NOT BE COPIED USING THE COPY COMMAND
- SZAP...PROVIDES THE CAPABILITY TO READ AND MODIFY ANY SECTOR ON A DISKETTE
- XHIT...CAN BE USED TO REPAIR A DISKETTE DIRECTORY
- DCS...DIRECTOR CATALOG SYSTEM IS A UTILITY FOR THE MANAGEMENT OF USER DISKETTES...SETS OF A MULTIPLE DISKETTE DIRECTORY FILE (WITH UP TO 1200 INDIVIDUAL FILE NAMES)...ALLOWS SELECTIVELY LISTED OR PRINTED LISTS OF DIRECTORY FILES IN COMBINED SORTED ORDER (FOR EXAMPLE, LISTED ALPHABETICALLY BY DISKETTE...OR A COMPOSITE ALPHABETICAL LIST OF ALL YOUR DISKETTES!)
- DEBUG II...ADDS SEVERAL FEATURES TO THE PRESENT TRSDOS DEBUG UTILITY INCLUDING SINGLE INSTRUCTION CYCLE, AUTO (LOOP) BREAKPOINTS, SUBROUTINE CALLING, BREAK-KEY DETECTION AND MANY OTHERS.

MODEL-II ONLY \$150.00

MODEL-II DEVELOPMENT SYSTEM

- THIS PACKAGE IS A MUST FOR ASSEMBLY LANGUAGE PROGRAMMERS
- INCLUDES THE MICROSOFT EDITOR ASSEMBLER PLUS WITH ENHANCEMENTS FOR THE MODEL-II
- A COMPLETE DISASSEMBLER
- SUPERZAP FOR READING AND MODIFY ANY SELECTOR ON A DISKETTE

MODEL-II ONLY \$125.00

MOD-II BASIC CROSS REFERENCE UTILITY

- LIST OR PRINT A SORTED CROSS REFERENCE TO ALL NUMBERS OR VARIABLES WITHIN A PROGRAM
- LIST OF PRINT ALL LINE NUMBERS CONTAINING A SPECIFIED STRING OF CHARACTERS

MODEL-II ONLY \$50.00

END USER ORDERS:

COMPUTRONICS
INTERNATIONAL APPLICABLE OFFICES

50 N. PASCACK ROAD
 SPRING VALLEY, NEW YORK 10977

ADD \$3.00 FOR SHIPPING IN UPS AREAS
 ADD \$4.00 FOR C.O.D. OR NON-UPS AREAS
 ADD \$5.00 TO CANADA AND MEXICO
 ADD PROPER POSTAGE OUTSIDE OF U.S.
 CANADA AND MEXICO

NEW TOLL-FREE
ORDER LINE
 (OUTSIDE OF N.Y. STATE)
 (800) 431-2818



(914) 425-1535

ALL PRICES & SPECIFICATIONS SUBJECT TO CHANGE
 DELIVERY SUBJECT TO AVAILABILITY

FOR DEALER INFORMATION CALL: **RACET COMPUTES**

1330 N. GLASSEL, SUITE M, ORANGE CA 92667
 (714) 997-4950

GRID, MONOGRAM, and DO-IT-YOURSELF BRAIN SURGERY

Gordon Speer

GRID and the EPSON MX-80

Those of you who have not yet invested in a printer for your TRS-80 need wait no longer. I have been enjoying a little MX-80 for a couple of months now and think it is capable of doing any kind of printing you'll ever need, except color. I understand that color can be handled also by exchanging ribbons, and overprinting the same sheet, if necessary.

This little printer features type widths from 5 to 17 per inch, italics, subscripts, superscripts, underlines, and a super instruction book, etc. The narrow printing gives you as many columns on 8 1/2 inch paper as the old IBM's get on 15 inches, and the graphics option allows you to design your own characters or even letterheads. You can even teach it to sign your name (all in little dots, of course).

But what about the GRID program. I have been using Apple, PET, and TRS-80 to teach BASIC, and sometimes need screen worksheets or graph paper for various purposes. Since the EPSON has such nice features I wrote a program to draw graph paper with any number of squares in both directions, and any size squares. Square sizes are in pica units which are tenths of an inch or quarters of a centimeter. Therefore one-inch squares are size 10, and centimeter squares are size 4. If you ask for more distance across the paper than the 8 inch printed line, the program asks you to input again.

I think this program will work with all EPSON printers, since it does not use the graphics option, but I can't guarantee it. If your CHR\$(159) on your EPSON looks like a big plus sign, it will work.

```
100 'GRID          PRINTS GRAPH PAPER ON EPSON MX
110 CLS
120 CLEAR 1000
130 DEFSTR B,H,M,T,S
140 INPUT"NUMBER OF SQUARES ACROSS";A
150 INPUT"NUMBER OF SQUARES DOWN";D
160 INPUT"SIZE OF SQUARES";S%
170 LPRINT CHR$(27)"E";          'EMPHASIZED PRINTING
180 LPRINT CHR$(27)"A"CHR$(7);  'VERTICAL PAPER FEED SPACING
190 IF A*S% > 78 THEN 140        'OUT OF RANGE
200 HI=STRING$(S%-1,157)        'HORIZ INTERVAL
210 HS=STRING$(S%-1,32)         'HORIZ SPACE
220 FOR J=1 TO A-1              'COUNT THE SQUARES ACROSS
230 TR=TR+HI+CHR$(152)          'BUILD TOP ROW
240 SR=SR+HS+CHR$(156)          'BUILD SPACE ROW
250 MR=MR+HI+CHR$(159)          'BUILD MIDDLE ROW
260 BR=BR+HI+CHR$(158)          'BUILD BOTTOM ROW
270 NEXT J
280 TR=CHR$(134)+TR+HI+CHR$(149)
290 SR=CHR$(156)+SR+HS+CHR$(156)
300 MR=CHR$(150)+MR+HI+CHR$(151)
310 BR=CHR$(153)+BR+HI+CHR$(154)
320 LPRINT TR                    'TOP ROW
330 FOR L=1 TO D-1              'COUNT THE SQUARES DOWN
340 IF S%=1 THEN 380
```

```
350 FOR J=1 TO S%-1
360 LPRINT SR                    'SPACE ROW
370 NEXT J
380 LPRINT MR                    'MIDDLE ROW
390 NEXT L
400 IF S%=1 THEN 440
410 FOR J=1 TO S%-1
420 LPRINT SR
430 NEXT J
440 LPRINT BR                    'BOTTOM ROW
450 LPRINT
460 LPRINT CHR$(27)"@";        'CANCEL CODES
```

MONOGRAM

When you draw large block letters you can make them look like they are three-dimensional by adding a shadow below and to one side. How can you show a shadow on a black and white screen? Try this. First you paint the background with a checkerboard pattern. Then working from top to bottom you put the shadow over the checkerboard, and then the white letter. If you have an EPSON printer, use GRID to make a worksheet for the letter shape. The MONOGRAM program makes a letter S.


```
100 'MONOGRAM
110 CLS
120 CLEAR 1000
130 FOR N=1 TO 8                'BACKGROUND
140 PRINT
150 PRINT STRING$(63,153)
160 PRINT STRING$(63,166);
170 NEXT N
180 DATA 76,40,140,40,204,8,236,8,268,8,332,8,396,40
190 DATA 460,40,556,8,620,8,684,8,716,8,748,8,780,40,844,40
200 FOR D=1 TO 15                'DATA FOR PATTERN
210 READ P,L                    'POSITION, LENGTH
220 PRINT @P+61,STRING$(L,128); 'SHADOW - LOWER LEFT
230 PRINT @P,STRING$(L,191);   'LETTER S
240 NEXT D
250 GOTO 250                    'SCREEN LOCK - NO SCROLL
```

DO-IT-YOURSELF BRAIN SURGERY

This used to be a common joke a couple of decades ago. I think it was after "My sister married an Irishman. Oh, really? No, O'Reilly", and just before yo-yos. At any rate few of us ever seriously thought of becoming brain surgeons.

Years later when we spent all that cold cash for a computer we heeded the warnings not to open the protective case and look at the complex inner workings, for fear of voiding the warranty, or damaging some irreplaceable components. But now that the paint has worn off the front of the cases and our kids have spilled Pepsi and goodness knows what else inside, some of us are a bit less hesitant

continued on page 30



NANOS SYSTEMS CORP.
P.O. BOX 24344
SPEEDWAY, IN 46224
(317) 244-4078



SYSTEM REFERENCE CARDS

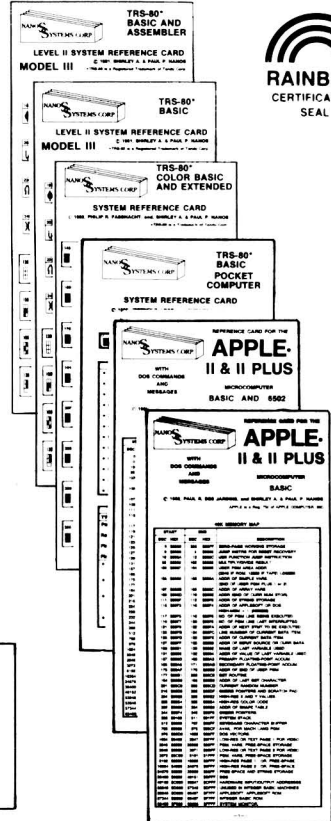
"This is a quality document and is beautifully conceived and produced. . . . I am in awe of your magnificent document."
H.W.W., Dayton, Ohio

Send Check or Money Order

Card	Retail
MODEL I BASIC & ASSEMBLER	\$4.95
MODEL I BASIC-ONLY	2.95
MODEL II BASIC & ASSEMBLER	5.95
MODEL III BASIC & ASSEMBLER	5.95
MODEL III BASIC-ONLY	3.95
COLOR BASIC AND EXTENDED	4.95
POCKET BASIC	2.95
APPLE II & II PLUS BASIC	3.95
APPLE II & II PLUS BASIC & 6502	4.95

NEW!

MODEL II COMMANDS AND UTILITIES 3.95	REFERENCE CARD FOR THE Z80® MICROPROCESSOR 4.95	MODEL II SVC 2.95
--	---	------------------------------------



*TRS-80 is a Registered Trademark of Tandy Corp.
APPLE is a Reg. TM of APPLE COMPUTER, INC.
*Z80 is a Registered Trademark of Zilog, Inc.

WHY \$ IN DISK... WE'VE PUT SENSE IN CASSETTE

RELIABLE LOW-COST HIGH-SPEED TAPING

NO-FUSS HIGH SPEED SOFTWARE

KWICOS (Mod 1, 4k to 48k) \$26
KWIK Cassette Operating System for Mod 1. The easy-to-use Level II enhancement for reliable fast taping (select 1000-3000 baud). Features: save, load, verify, search, chain-load, catalog, and test-read of both BASIC and machine-code programs . . . plus: long pgm names, passwords, debounce, slow 'list', self 'backup', and more.

KOS3 (Mod 3, 16k to 48k) \$26
The KWIK Cassette Operating System for Model 3. All 'KWICOS' features at 2200 baud, plus KWIK set of: clock display, Time, Date, Cassette high/low, I/O routing, etc.

KWIKIT (specify Model) \$12
Mini-system for BASIC programs only. EasyLoad 1000 baud for Mod 1, 2200 baud for Mod 3. Many 'KWICOS' features.

KWINK (Model 1, 4k-48k) \$15
Makes stand-alone fast-loading (2x-6x) copies of any standard 500 baud "SYSTEM" program. (At 6x, 3 minute program loads in 44 sec!)

KLOAD (Model 1) \$15
Similar to 'KWINK', but for BASIC pgms only. (Specify 16-32-48k)

KLOAN (Mod 3, 16k-48k) \$12
Makes 500 or 1500 baud copy of any other standard 'system' pgm.

KWIK Software
Box 328
Bolivar, MO 65613
Phone (417) 326-7154



Call either number 'til 10 pm most any day for info or order U.S. orders postpaid, add \$3 for COD or overseas. Missouri residents add sales tax.

NO-FUSS ANY-SPEED HARDWARE

The amazing LemonAid Loader takes the 'finickies' out of Model I loads, but even more amazing . . . make KWIK copies of your Model I programs and load them flawlessly at 6x speed! Instant installation . . . simply plug between your cable and recorder. No internal batteries or external power needed.

New Model LLQ-2 Deluxe loader has volume controlled jack for tape listening without plug-pulling, using external speaker/earphone. Ideal for Model I, compatible with Model III. ppd \$21.99.

New Model LQ-2 loader. Built-in low level audio monitor with fixed volume. Model I, Mod III compatible. \$18.99

Model LL-1. Great little economy loader for the Model I. \$14.99

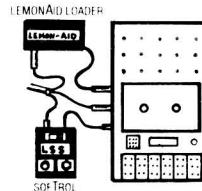
Model LSS. Solid state SOFTROL (1) eliminates switch-hits. (2) Push button and slide switch control of CTR motor makes tape positioning a snap without plug pulling. (3) Cushioned motor-off delay pulls end of programs past CTR pinch rollers . . . no pinch-hits, plus (4) automatically gaps between saved programs. For all standard-plug recorders and computers. \$18.99

NEW C-LEGS A NEW ANGLE ON TAPING!

CASSETTE EJECTS INTO YOUR HAND
PUTS COUNTER IN FULL VIEW
TAKES LESS TABLE SPACE

PLATED SPRING STEEL
EASY SLIP-ON INSTALLATION
ADJUSTABLE RECORDER ANGLE
VINYL TIPS

\$2.99 with order from either company; Otherwise \$4.99 ppd.



LEMONS TECH
325 N. Hwy 65
P.O. Drawer 429
Buffalo, MO 65622
(417) 345 7643



DO-IT-YOURSELF BRAIN SURGERY

continued from page 28

about sneaking a peek at the innards, and so I present here a narrative of my latest session in the operating room, hoping to offer some suggestions along the way for those of you who will also be doing surgery.

The patient was a Model-I keyboard which refused to correctly edit line 1320 in a program. Since the program is stored in RAM, I suspected a faulty RAM chip. A quick run of a memory test program showed a fault in the first 16K of RAM. I happened to have some RAM chips left over from an overhaul of another Model-I a few years ago. You may already know that your ROM (read only memory) is the BASIC interpreter which is contained on one or two large DIP (dual inline plug) devices under your keyboard, and the RAM (random access memory) consists of eight smaller DIP's in roughly the same area. It is the RAM which stores your screen contents, variable values, and program statements in areas which are described by a memory map you'll find in your manual. I suspect that each RAM chip stores one of the bits of each byte of data, since exchanging chips did not move the location of the error.

The operating room was prepared by placing a thick, folded towel on my desk under the fluorescent light, and making certain the humidity was high enough to prevent the static sparks which can be deadly to semiconducting devices. I have a natural spring that runs across my basement floor so keeping the humidity up is never a problem here.

The instruments were carefully laid out: a #2 Phillips screwdriver to open the case, a DIP remover tool fashioned from an old pair of tweezers by bending the tips in and grinding them thin and square, a pink pearl eraser for cleaning the legs of the RAM DIP's, and a glass of Pepsi (I can't operate without a drink in one hand).

The patient was turned upside down on the operating table and the warranty warning sticker was removed. It covered one of the 6 case mounting screws. All 6 screws were removed and the plastic residue in the threads of the screws was cleared away to allow as much bite as possible in the plastic case upon reinsertion. I noted that the screws were three different lengths, short toward the front and long toward the back of the keyboard.

Gently lifting the bottom of the case away from the computer finally showed me all that technology I'd read about. I also noted 5 or 6 white spacers which would have to be put back in place before reassembly. Using the tweezers I removed one of the RAM chips and replaced it with a spare. (Some of you will recognize the following procedure as the one used on series strings of tree lights at Christmastime.) I then ran the memory test again to see if the problem had gone away. It hadn't. After cleaning the little metal feet of the RAM chip with the pink pearl eraser I exchanged it with the second RAM chip in the keyboard and ran the memory test again. To keep this narrative short I'll let you know it was #6 that was bad.

Two things to watch on reassembly are the spacers that keep the two circuit boards separated, and the little red idiot light (light emitting diode) that fits into a plastic grommet near the keyboard. Be careful and work slowly and you shouldn't have any trouble.

It probably would behoove all of us to keep some spare RAM chips on hand and know how to change them when necessary. It certainly is not a difficult procedure if you are careful, and the chips are only a couple of dollars apiece anyway. In closing let me recite two of Speer's maxims: (1) Before you take it to an expert, see if you can fix it yourself (even if you can't fix it you'll learn something). (2) If it ain't broke, don't fix it!

DISK DIRECTORIES

Do you know exactly what you have on each of your disks? If so you can skip this paragraph. I have been using TRS-DOS exclusively for several years, and writing the names of the programs on 4x5 cards which I keep in the disk envelopes, but I sometimes lost programs because I forgot to list them on the cards. One of the features of the DOS PLUS operating system is called FORCE. If you have (or borrow) a two-drive system, and put DOS-PLUS in the #0 drive, and type: FORCE *DO TO *PR and put your disks in drive #1, and type: DIR :1. You will get the nicest little printed directories on the line printer you ever saw. If the printer happens to act like my EPSON, the directories will be printed in condensed (narrow) type, and will fit in your diskette envelopes without folding. One extra suggestion; mark the number of each disk on the corresponding directory, so they don't get separated.

Gordon Speer
3304 Woodlawn Road
Sterling, IL 61081 ■

ARRAY OF HOPE FOR BASIC PROGRAMMERS

continued from page 23

would make fast searches on all the useful keys possible. The disadvantages are the extra processing time to insert new records, the extra disk space required for the indices, and the slightly more complicated sequential reading of the file.

The processing speed advantages of the B-tree compared to a binary tree should be obvious for files stored in external memory. The number of disk accesses can be reduced drastically, and hence the time required to find a particular record. The disadvantage is that more coding is required to implement a B-tree than a binary tree, and thus many users have probably tended to ignore B-trees as a file structure. The code required to implement a full update of a B-tree in Basic is quite extensive, and will not be given here, but it should not be beyond the capabilities of most programmers writing programs for the types of applications where B-trees are useful. I have also seen at least one advertisement for a data retrieval routine using B+ trees (probably a modified B-tree structure), although not for the TRS-80. The technique is also used by at least one major mainframe supplier for implementing indexed data files.

If there is enough interest amongst readers of this series, a program to search for and insert records in a B-tree will be given in a later installment.

continued on next page

5.4 Literature

This brings us to the end of our journey through search methods. For further reading there are a number of books available which go into more depth on the topics we have covered.

The Art of Computer Programming Vol 3: Sorting and Searching by Donald E. Knuth, published by Addison Wesley is one of the most thorough descriptions of searching methods. Unfortunately the algorithms are presented in a hypothetical assembly language called MIX instead of a better known high level language. This may discourage a number of potential readers, but the text can be read without having to read the programs.

Algorithms + Data Structures = Programs by Niklaus Wirth, published by Prentice-Hall covers sorting and searching techniques, with examples solved in Pascal. Since Wirth is the "father" of Pascal (not the person, the language) this seems a reasonable choice. For those interested in further information on B-trees it contains a 5-page program to perform searches, insertions and deletions in B-trees.

Information Representation and Manipulation in a Computer by E. S. Page and L. B. Wilson, published by Cambridge University Press, is a paperback covering the most important topics, except for B-trees, covered in this series. The algorithms are given both in plain text and as Algol procedures. Algol is similar to Pascal and should be readable even for those who have no experience in either Pascal or Algol.

An Introduction to Data Structures with Applications by J. P. Tremblay and P. G. Sorenson, published by McGraw-Hill is a large volume (about 700 pages) covering a large number of topics related to searching, sorting, and data structures. The book is obviously not aimed at microcomputers since the algorithms are written in PL/I, but since it was published in 1976 this is to be expected. B-trees are not mentioned, but the technique is used to illustrate an indexed sequential file management system. In the preface the authors list 5 features which are desirable in a language used for manipulating various data structures. Of these 5 Basic really only satisfies a single one, namely character strings of dynamically varying length. Fortran is mentioned as the antithesis of a language to be used, since it has none of the five features. Nevertheless

Introduction to Data Structures and Non-Numeric Computations by Peter C. Brillinger and Doron J. Cohen, published by Prentice-Hall, uses Fortran as the language for coding the algorithms. The book is older than any of the others mentioned above, and would probably only be of use to programmers using Fortran for their programs. B-trees are not mentioned at all, but most of the other structures presented earlier are covered.

Besides the above books which I have had access to, a large number of other books cover the same topics in more or less depth. Any attempt to cover them all would require at least as much space as the rest of this series.

(To be continued)

Arne Rohde
Pilevej 31
7600 Struer, Denmark ■

Data-Writer™

**A powerful
data base manager.**

**Data-Writer can be used
with your word processor or by
itself as a complete stand-alone
system for managing textual and
numeric data.**

**Use for order tracking, client billing,
expense recordkeeping, operational
reporting with totals and subtotals, form
letter production to a large list or a subset,
mailing list maintenance and other business
and personal applications. Data-Writer's ease
of use appeals to secretaries.**

- Data Entry program to create your data base or add records to an existing data base. It has error checking features and supports both fixed and variable length fields.
- Machine-language File Editor lets you edit your data base without an independent word processor. Or, if you prefer, use your own word processor (Electric Pencil, Lazy Writer, Newsprint or Scripsit) to create and edit your data base.
- Field Manager that lets you add, delete, re-order or append fields and merge or split data bases.
- Interactive, double-precision Math program that processes up to 20 equations of up to 255 characters using numbers you enter and your data base field labels. It includes an in-memory scratch pad to store temporary values.
- Two-level Sort that enables you to sort on any field, without having previously designated it as a key.
- Mailing Label program that allows you to print multiple labels from one to four across and to insert a fixed message on every label.
- Machine-language Form Letter processor that allows you to insert data from your data base into a form letter or contract. Store the text for use later.
- Report Generator for columnar tabulations with automatic headings, pagination, totals and subtotals, and sophisticated formatting control.
- Powerful Select-If command that lets you define a subset of your data base. With Select-If and Sort, you can create dozens of new data bases for specific purposes.
- Statistical check on your data base to locate data entry errors. Stats also reports maximum entered data length for each defined field, a tremendous aid when designing a report.
- **Data-Writer is both powerful and easy to use. "Why hasn't someone done this before!"**

For the TRS-80 Model I/III (48K, 2 disk drives, lower case required). Available from **Software Options**, 19 Rector Street, New York, N.Y. 10006. 212-785-8285. **Toll-free order line: 800-221-1624.** Price: \$125. (plus \$3 per order shipping and handling). New York State residents add sales tax. Visa/Mastercard accepted.



ASSEMBLY LANGUAGE FOR BEGINNERS (PART 10)

Joseph Rosenman

Now that you have had a month to ponder the mysterious delay routine (presented as part of the final programming example in the last issue), it's time to study the trace.

```

1 PC=5213 A=21 BC=0000 DE=4000 HL=3FFF SP=7100 CALL 521AH
2 PC=521A A=21 BC=0000 DE=4000 HL=3FFF SP=70FE PUSH AF
3 PC=521B A=21 BC=0000 DE=4000 HL=3FFF SP=70FC LD HL,500H
4 PC=521E A=21 BC=0000 DE=4000 HL=0500 SP=70FC DEC HL
5 PC=521F A=21 BC=0000 DE=4000 HL=04FF SP=70FC LD A,H
6 PC=5220 A=04 BC=0000 DE=4000 HL=04FF SP=70FC OR L
7 PC=5221 A=04 BC=0000 DE=4000 HL=04FF SP=70FC JR NZ,521EH
8 PC=521E A=04 BC=0000 DE=4000 HL=04FF SP=70FC DEC HL
9 PC=521F A=04 BC=0000 DE=4000 HL=04FE SP=70FC LD A,H
10 PC=5220 A=04 BC=0000 DE=4000 HL=04FE SP=70FC OR L
11 PC=5221 A=04 BC=0000 DE=4000 HL=04FE SP=70FC JR NZ,521EH
12 PC=521E A=04 BC=0000 DE=4000 HL=04FE SP=70FC DEC HL
13 PC=521F A=04 BC=0000 DE=4000 HL=04FD SP=70FC LD A,H
14 PC=5220 A=04 BC=0000 DE=4000 HL=04FD SP=70FC OR L
15 PC=5221 A=04 BC=0000 DE=4000 HL=04FD SP=70FC JR NZ,521EH

16 PC=521E A=00 BC=0000 DE=4000 HL=0001 SP=70FC DEC HL
17 PC=521F A=00 BC=0000 DE=4000 HL=0000 SP=70FC LD A,H
18 PC=5220 A=00 BC=0000 DE=4000 HL=0000 SP=70FC OR L
19 PC=5221 A=00 BC=0000 DE=4000 HL=0000 SP=70FC JR NZ,521EH
20 PC=5223 A=00 BC=0000 DE=4000 HL=0000 SP=70FC POP AF
21 PC=5224 A=21 BC=0000 DE=4000 HL=0000 SP=70FE RET

22 PC=5216 A=21 BC=0000 DE=4000 HL=0000 SP=7010 JP 5202H
    
```

(1) "CALL" the subroutine from the main program. Notice that the SP is decremented by 2 after the CALL. This is correct since the return address was PUSHed onto the stack.

(2) Take the contents of the AF register pair, and put them the stack (decrement the SP by 2).

(3) Get the delay value.

(4) Delay value = Delay value minus 1.

(5) Get the MSB of the current delay value (in the A register).

(6) Logically OR the A register (the MSB) with the L register (the LSB). If any bit in either the LSB or the MSB is not zero, the result will also be not zero.

(7) If the result is not zero, skip back to the DEC.

(8) Delay value = delay value minus 1.

(9) Get the MSB in the A register.

(10) OR the MSB with the LSB (A with L).

(11) Skip back if not zero.

(12) DEC value.

(13) Get MSB.

(14) OR MSB with LSB.

(15) Skip back if not zero.

This continues until the number in HL decrements down to 0001H. At this point, lets pick up the program trace.

(16) DEC value (it now equals zero).

(17) Get MSB.

(18) OR MSB with LSB (since both are zero, the result is 0).

(19) Don't skip back since the result is 0, just continue.

(20) POP the stack to get the contents of AF back. Note that the POP causes the SP to increment by 2.

(21) POP the address off the stack, and place into the PC register. This causes execution to continue with the instruction immediately following the CALL.

Well, that wasn't so bad. If we traced the delay routine instruction by instruction, we would have required quite a few lines. In fact, the formula to determine the delay line count is: $4 + 4 * DELVAL$. If DELVAL is 500H (1280), then the formula is $4 + 4 * 1280 = 5214$. Why $4 + 4 * X$? The two first and last statements in the DELAY subroutine are only executed once. The middle four statements are executed once for each pass through the loop. If the delay value is 500H (1280), then we multiply the delay count by 4. When we use a delay value of 5000H (20480), the result is 81924. That's all fine, but how long does it take? Refer back to the Z-80 reference chart.

Label	Command	Argument	Comment
DELAY	PUSH	AF	;6.22/5.50 mcs
	LD	HL,500H	;5.65/5.00 mcs
DELL	DEC	HL	;3.96/3.00 mcs
	LD	A,H	;2.26/2.00 mcs
	OR	L	;2.26/2.00 mcs
	JR	NZ,DELL	;6.78/6.00 mcs
	POP	AF	;5.65/5.00 mcs
	RET		;5.65/5.00 mcs

Model 1 timing:

$$6.22 + 5.65 + 5.65 + 5.65 = 23.17 \text{ mcs}$$

$$(3.96 + 2.26 + 2.26 + 6.78) * 1280 =$$

$$15.26 * 1280 = 19532.8 \text{ mcs} = 19.5328 \text{ milliseconds}$$

Model 3 timing:

$$5.50 + 5.00 + 5.00 + 5.00 = 20.50 \text{ mcs}$$

$$(3.00 + 2.00 + 2.00 + 6.00) * 1280 =$$

$$13.00 * 1280 = 16640.0 \text{ mcs} = 16.64 \text{ milliseconds}$$

What about the 5000H (20480) delay value?

$$\text{Model 1: } 15.26 * 20480 = 312524.8 \text{ mcs} = 312.5248 \text{ milliseconds}$$

$$\text{Model 3: } 13.00 * 20480 = 266240.0 \text{ mcs} = 266.2400 \text{ milliseconds}$$

What are the important points to be gained from the character display program?

(1) The Video display can be profoundly effected by programs.

(2) Machine language is FAST!

(3) The CALL instruction isn't hard to understand.

(4) LDIR is a very powerful and useful instruction.

(5) PUSH and POP can be used to save register values.

PUSH and POP can also be used to transfer a value from one double register to another. Since I just mentioned transferring values from one register to another, I should

mention that there is a special instruction that can "swap" the HL and DE registers, the EX. Observe:

Label	Command	Argument
	ORG	7000H
	LD	SP, 7800H
	LD	HL, 1234H
	LD	BC, 5678H
	LD	DE, 9ABC
	LD	A, DEH
	PUSH	HL
	PUSH	BC
	POP	HL
	PUSH	DE
	POP	BC
	POP	DE
	EX	DE, HL
	PUSH	DE
	POP	AF
	EX	DE, HL

PC=7000	A=??	BC=????	DE=????	HL=????	SP=????	LD	SP, 7800H
PC=7003	A=??	BC=????	DE=????	HL=????	SP=7080	LD	HL, 1234H
PC=7006	A=??	BC=????	DE=????	HL=1234	SP=7080	LD	BC, 5678H
PC=7009	A=??	BC=5678	DE=????	HL=1234	SP=7080	LD	DE, 9ABC
PC=700C	A=??	BC=5678	DE=9ABC	HL=1234	SP=7080	LD	A, DEH
PC=700F	A=DE	BC=5678	DE=9ABC	HL=1234	SP=7080	PUSH	HL
PC=7010	A=DE	BC=5678	DE=9ABC	HL=1234	SP=707E	PUSH	BC
PC=7011	A=DE	BC=5678	DE=9ABC	HL=1234	SP=707C	POP	HL
PC=7012	A=DE	BC=5678	DE=9ABC	HL=5678	SP=707E	PUSH	DE
PC=7013	A=DE	BC=5678	DE=9ABC	HL=5678	SP=707C	POP	BC
PC=7014	A=DE	BC=9ABC	DE=9ABC	HL=5678	SP=707E	POP	DE
PC=7015	A=DE	BC=9ABC	DE=1234	HL=5678	SP=7080	EX	DE, HL
PC=7016	A=DE	BC=9ABC	DE=5678	HL=1234	SP=7080	PUSH	DE
PC=7017	A=DE	BC=9ABC	DE=5678	HL=1234	SP=707E	POP	AF
PC=7018	A=56	BC=9ABC	DE=5678	HL=1234	SP=7080	EX	DE, HL
PC=7019	A=56	BC=9ABC	DE=1234	HL=5678	SP=7080	???	

Notice that the EX DE,HL will swap the contents of the HL and DE registers (you can't swap either HL or DE with BC). To transfer 16 bit values to and from the BC register (that is, to duplicate any register), you must PUSH the source, then POP into the destination. How could you swap HL and BC?

Label	Command	Argument
	PUSH	HL
	PUSH	BC
	POP	HL
	POP	BC

If you were to enter a subroutine in which you had to "save" all of the registers, you might:

Label	Command	Argument
SUB1	PUSH	AF
	PUSH	BC
	PUSH	DE
	PUSH	HL
	<whatever>	
	POP	HL
	POP	DE
	POP	BC
	POP	AF
	RET	

continued on page 39

DISCOUNT


COMPARE OUR PRICES!

FREE SHIPPING
on all prepaid cash orders over \$50.

DISKIT III™

MODEL III UPGRADE FEATURES:

- Gold Plated Edge Connectors
- Switching Power Supply (Runs cooler)
- 40/80 Track supported
- Single/Dual Head supported
- Metal Disk Drive Brackets
- All Hardware and Cables for 2 Disk Drive
- 1 Hour or Less for Installation
- 100% Compatible
- No Soldering Needed
- 180 Days Warranty on Controller



DISKIT III
W/Out Drives

\$27900

DISKIT III
W/One Tandon Disk Drive

\$47900

DISKIT III
W/Two Tandon Disk Drives

\$69900

DEALER INQUIRIES WELCOME

EPSON


NEW LOWER PRICES! WITH GRAPHTRAX

MX-80

MX-80 F/T

MX-100

CALL FOR PRICE



THE NEW MICROBUFFER™ ACCEPTS DATA AS FAST AS YOUR COMPUTER CAN SEND IT

MBP—16K Parallel	\$159.00
MBS—6K Serial	\$159.00
INTERFACE CARDS	
8141 (RS-232)	\$ 75
8150 (2K Buffered RS-232)	\$150
8161 (IEEE 488)	\$ 55
8131 (Apple Card)	\$ 85
8230 (Apple Cable)	\$ 25
8220 (TRS-80 Cable)	\$ 25
OKIDATA MICROLINE 82A	\$ 499.00
OKIDATA MICROLINE 83A	\$ 729.00
OKIDATA MICROLINE 84	\$1199.00

ADD-ON DISK DRIVES

TRS-80, HEATH, IBM, APPLE, ZENITH DISK DRIVES

AT OR BELOW DEALER'S COST!

TRAXX-Model I & III Complete	
Tandon 40 Track	\$279.00
Tandon 80 Track	SCALL
***** SPECIAL *****	
Tandon 80/80 Track	\$429.00

BARE TANDON	
T100-1 40 Track	\$209.00
T100-2 40/40 Track	SCALL
T100-3 80 Track	SCALL
***** SPECIAL *****	
T100-4 80/80 Track	\$359.00

TRAXX 8 INCH MODELS	
Seaman 77 Track s/s	\$339.00
NEW TANDON "THIN LINE" 8 INCH	
848-1 Single Side	\$399.00
848-2 Dual Side	\$499.00
APPLE Add-On Disk Drive	\$359.00

DISKETTES

PARAGON MAGNETICS GOLD, Soft-Sector, Single-Sided, Double-Density, 5 1/4 inch diskettes with reinforcing HUB-RINGS	\$23.95
VERBATIM-Soft-Sector Diskettes	
5 1/4" 1S/DDen (MD525-01)	\$26.95
5 1/4" 2S/DDen (MD550-01)	\$39.95
5 1/4" 2S/4Den (MD557-01)	\$51.50
8" 1S/DDen (FD34-8000)	\$43.95
VERBATIM-Hard-Sector Diskettes	
5 1/4" 1S/DDen 10-Sector (MD525-10)	\$26.95
5 1/4" 2S/DDen 10-Sector (MD550-10)	\$39.95
5 1/4" 2S/4Den 10-Sector (MD557-10)	\$51.50

SUPPLIES

HUB RING KIT for 5 1/4" disks	\$10.95
HUB RING KIT for 8" disks	\$12.95
REFILLS (50 Hub Rings)	\$ 3.95
CLEANING KIT for 5 1/4" drives	\$24.95
5 1/4" Diskette Case	\$ 3.50
8" Diskette Case	\$ 3.95
5 1/4" File Box for 50 diskettes	\$24.95
AVERY TABULABLES	
1,000 3 1/2" x 15/16	\$ 5.49
3,000 3 1/2" x 15/16	10.95
5,000 3 1/2" x 15/16	\$15.95
FAN FOLD PAPER (Prices F.O.B. S.P.)	
9 1/2 x 11 18 lb. WHITE 3,000 ct.	\$27.95
14 1/2 x 11 18 lb. WHITE 3,000 ct.	\$37.95

TRS-80

Model III w/2 Tandon 48K	\$1795.00
Model III w/1 Tandon 48K	\$1599.00

Both units come with 180 day warranty from MDS and use our MEMORY and DISKIT

LNW

LNW-80 Computer	\$1595.00
LNW-80-II Computer w/cpm 96K	\$1995.00
SYSTEM EXPANSION II	\$ 349.00
LNDOUBLER 5/8 Board	\$ 149.00

SOFTWARE

***** SPECIAL *****	
FREE Floppy Doctor with the purchase of any DISKIT III	\$30.00 VALUE!

NEWDOS 80 2.0	\$139.95
DOSPLUS 3.4 Model I	\$ 89.00
DOSPLUS 3.3 Model I	\$ 69.95
NEW Electric Pencil	\$79.95
ELECTRIC WEBSTER	
50,000 Word Spelling Checker	\$ 79.95
Correcting Feature	\$ 59.95
When purchased together	\$129.95
UNITERM Terminal	\$ 79.95
UNITERM/80 Terminal	\$ 89.95
ACE MAIL for Hayes Smart Modem	\$ 69.95
LABELMAKER for MX80	\$ 19.50
AIDS III Data Management	\$ 49.95
Maxi Manager	\$ 89.00
Floppy Doctor I, III	\$ 24.95
Inventory	\$ 29.95
Cash Register/80	\$ 29.95

DISKIT III IS A™ OF MDS

MOST ORDERS SHIPPED WITHIN ONE BUSINESS DAY
Products damaged in transit will be exchanged.

Prices, Specifications and Offerings subject to change without notice.

WE ACCEPT
• VISA
• MASTER CHARGE
• CHECKS
• MONEY ORDERS
• C.O.D.

• Add \$3.00 for shipping & handling
• Ohio residents add 6.5 sales tax

MDS MICRO DATA SUPPLIES
22295 EUCLID AVENUE
EUCLID, OHIO 44117
Call: (216) 481-1600




COMPUTER CONNECTION

New Toll Free Order Number

Printer Stands

End the paper mess on your computer desk. Our printer stand allows your paper to be fed from under the printer, making room for the used paper to stack behind the print out of the way. Available with an optional removable shelf (Shown) for easy computer forms change. Available in Large size also, for MX-100 and other large printer users also. Also available with center slot for bottom feed printers.



Regular Stand (300010)	\$29.95
Regular w/shelf (300011)	\$44.95
Large Stand (300020)	\$34.95
Large w/shelf (300021)	\$49.95
Large w/slot (300050)	\$49.95

B.T. Hard Disks

We want you to have all the power that your TRS-TRS-80 is capable, at prices that have other manufacturers cross-eyed! These Five, Ten and Fifteen Megabyte units are easy to use, just plug them into the expansion buss of your Model I or Model III. Comes complete with the fantastic DOS PLUS 4.0 Operating System! Available in configurations: 5 Megabyte Fixed, 10 Megabytes, 15 Megabyte Fixed. Look at the incredible low prices of our systems!

SYSTEM PRICING

5 Megabyte Winchester Fixed Disk	
201505 Model I Version	\$2399.95
203505 Model III Version	2399.95
10 Megabyte Winchester Fixed Disk	
201510 Model I Version	\$2549.95
203510 Model III Version	\$2549.95
15 Megabyte Winchester Fixed Disk	
201520 Model I Version	\$2699.95
203520 Model III Version	\$2699.95

Add \$10.00 shipping and handling



AVAILABLE NOW
4 Mhz
x
5 Megabytes
under
\$4000

Upgrade Kit

Putting Disk drives into your TRS-80 Model III will turn it into the powerful computer it was designed to be. The B.T. Enterprises DISK DRIVE INSTALLATION KIT is easy to do and represents a substantial savings over the cost if done by Radio Shack.

The kit was designed to be installed by a non-technical person, and takes an average of 45 to 75 minutes to complete. The only tools necessary are a phillips and flat head screw driver and a pair of diagonal cutters. No cutting of traces or soldering is necessary. The full instruction procedure was the topic of a feature in 80 US Magazine in the May, 1982 issue, and was given high marks for ease of installation.

KIT CONSISTS OF:

- FDC III B* Micromainframe Controller Board assembled & tested
- Switching power supply
- Disk drive mounting brackets
- All cables and hardware
- Instructions with diagrams
- Drives are optional

*FDC III C Board optional at additional cost supports 8 inch external drives and extended density 5-1/4 inch drives (dual headed and 80 track)

203103	Disk Upgrade Kit B Version w/hardware	\$279.95
203104	Disk Upgrade Kit C Version w/hardware	\$309.95
203113	Disk Upgrade B. Version w/2 40tk & 32K	\$799.95
203114	Disk Upgrade C Version w/2 40tk & 32K	\$829.95
203115	Disk Upgrade C Version w/2 40tk DH & 32K	\$1029.95
203118	Disk Upgrade C. Version w/2 80tk & 32K	\$1029.95
203117	Disk Upgrade C Version w/2 80tk DH & 32K	\$1229.95
203003	FDC III B Controller Board Only	\$139.95
203004	FDC III C Controller Board only	\$169.95
200500	Switching Power Supply (3 voltages)	\$99.95
203010	Controller Assembly Kit	\$75.00
203510	Controller Assy kit w/power Supply	\$174.95
DH — Dual Headed		



B.T. Enterprises
10B Carlough Road
Bohemia, N.Y. 11716
516 567 8155 (voice)
516 588 5836 (modem)

Dealer Inquires Welcome
Prices Subject to change
N.Y.S. Residents Add Tax

New Toll Free Lines for
out of New York State
orders
800 645 1165



WELCOME

B.T. Enterprises is a division of Bi-Tech Enterprises Inc.



THE COMPUTER CONNECTION

New Toll Free Order Number _____



Connection-80 BBS State of the Art in Microcomputer Bulletin Board Programs for the TRS-80. Available for Mod I (101000) or Mod III (103000) \$199.95.



Electric Pencil Ver 2.1. This is the easiest to use word processor for the TRS-80 Models I/III. Easy to follow instruction manual, full documentation. Regularly \$89.95 Holiday Special \$59.95!



Alarm-80 Security Company Service Maintenance Billing Package for both the Model I & III. Menu driven basic programs, handles central station billing on monthly, quarterly, semi-annual, or annual cycles. Complete sales and aging reports. Multi field customer listing. Interactive dunning program for delinquent accounts with letter writer. (113026) \$499.95.



Clear Disk Drive Cases — Give your disk drives a modern look. Clear Plexiglass Case gives a clean look to your system. Regularly \$79.95 Holiday Special \$69.95!!



Power Draw A super-easy screen display generator. Allows you to save screens in Basic, Packed String, Load file, or /CMD file. Give a professional look to your program. Regularly \$39.95, Holiday Special \$29.95!!



Dosplus 3.4 Operating System
You've read all about this incredible Operating System. With all its' features only the price could improve it. Sooo... Holiday Special \$79.95!!!
(101005) Model I Single Density
(101006) Model I Double Density
(103006) Model III



M-Zal The most powerful Editor Assembler ever written. Full screen editing, linking loader, full macro support and much more!
Holiday special only (101007) \$99.95.



Electronic Messenger Completely automated electronic mail program for the Model III. Transmits and receives mail automatically. From a short note to a full disk! The standard in Electronic Mail for all Computers (103013) \$149.95. (Now only \$59.95!!!!!!)



Postman Mass Mailing System This Mass Mailing Package is without a doubt the most powerful mailing list program ever written! Info-World gave it a 4 excellent (highest) rating! Regularly \$129.95, Holiday Special \$99.95



Manufacturing Inventory Control A complete point-of-sale order entry system for TRS-80 Model I/III Includes Invoice Generator, Billing Record Maintenance, Inventory Tracking, Production of finished goods from raw materials, etc... Fantastic! Regular \$199.00, Holiday Special \$149.00!!



Pascal-80 The Fabulous Pascal-80 Package by New Classics Software. Considered to be the best Pascal Package available for the TRS-80! Regular Price \$99.95, Holiday Special (113008) \$79.95!!



Micro Cash A point-of-sale Inventory Cash Register, and Accounts Receivable System for the TRS-80 Model III. Includes Invoice Generator and Inventory Control! Regularly \$199.00 Holiday Special! (103030) \$149.95!!



Super Utility A Must for all serious computer users. Allows you to repair damaged disk directories, boot tracks, etc. A real value at \$79.95, but a holiday special at \$39.95!!



Uniterm A Modular Terminal program for both the Model I & III. Full Up and down loading capabilities with a 38K buffer in a 48K mackline! 113000 \$79.95.

***All Holiday Specials End 1-15-83!!!**

Postmarks after that date will not be accepted at these prices!!



B.T. Enterprises
10B Carlough Road
Bohemia, N.Y. 11716
516 567 8155 (voice)
516 588 5836 (modem)

Dealer Inquires Welcome
Prices Subject to change
N.Y.S. Residents Add Tax

New Toll Free Lines for
out of New York State
orders
800 645 1165



WELCOME

B.T. Enterprises is a division of Bi-Tech Enterprises Inc.

POCKET COMPUTER CORNER

A SET OF BINOMIAL DISTRIBUTION ROUTINES

S. M. Zimmerman and L. M. Conrad

Copyright © 1982 Zimmerman and Conrad

This set of four routines in one program on the PC1 from Radio Shack or PC1211 from Sharp allows the user to calculate the binomial probability, the cumulative binomial probability, the operating characteristic curve for the binomial distribution, and the average outgoing quality for the binomial. The program operates from a master menu from which the user selects the routine needed.

In all cases the output is a table from which a graph may be drawn with ease. The programs should be of maximum value to quality control managers and engineers who are responsible for the selection of attribute sampling plans which use the binomial distribution as its base. Industrial purchasing agents and sales personnel will also find the program will help them understand the sampling plans they use in the buying and selling of industrial goods and goods for the U.S. government.

The four routines in the program are:

- IND-used to calculate the individual probabilities of a specific event.
- SUM-used to calculate the cumulative probabilities.
- OC-used to calculate the operating characteristic curve for a sampling plan
- AOQ-used to calculate the average outgoing quality curve for a sampling plan

THEORY and Some Program Notes

The binomial equation is:

$$C_x^n = \frac{n!}{x!(n-x)!} p^x (1-p)^{(n-x)}$$

Where:

$C_x^n = n! / (x! * (n-x)!)$ Combination of n things taken x at a time.

P = the probability of the event of interest.

n = the sample size.

x = the occurrence of the event of interest.

$n! = n * (n-1) * (n-2) \dots 1$

$0! = 1$

This equation is used for all four routines in our program. The subroutine in lines 11 and 12 calculates the factorials needed. Note: The largest number your pocket computer can handle is 69! (69 factorial = 69 * 68 * ... * 1) which places an upper limit on the capabilities of the program.

The subroutine in lines 12 and 13 calculate the binomial value and sum to be used by all the routines.

Running the Program

Typing R. and hitting the ENTER key in the DEFInable or RUN modes results in the main menu being shown on the display:

SUM IND OC AOQ?

You must type in your selection exactly as shown in the menu. If you enter anything else you will simply be returned to the main menu. Let's select the alternatives in order to examine the result. Type SUM and hit ENTER. The next thing you will see is a question asking for the sample size being used. (As noted in the theory section you are limited to a maximum value of 69).

SAMPLE SIZE?

The larger the sample size the more time is needed for our demonstration. We selected 10 because most binomial tables will give you the result for this sample size, which means you can check the program results against the tables. Type 10 and hit ENTER.

If you have a printer hooked up and running the results will now be printed. If not, you will see the results on the display. Those without printers will have to hit the ENTER key to make the computer continue in all cases. The routines are all designed to produce tables which are best printed on a printer. We will assume you either have a printer or know you must hit ENTER to make you computer continue when results are displayed and not speak of this again.

The results produced are:

SAMPLE SIZE 10.

The objective of printing all the input data as well as the output information is so the question may be matched with the answer for future reference.

The next question is:

P?

To answer this question you must input the value of the probability of occurrence of the event of interest. If you are working with 10% defective material you type in 10. If you are working with a 1.5% occurrence of the number of persons with blood type X in a given group, you type in 1.5. For our example assume we are working with 5% defective material. Type 5 and hit ENTER.

The computer now prints:

```
P% 5.
SUM          This is the type of chart being produced
X   P(X)     This is the title of the columns produced
```

and asks the following question:

X MIM MAX INC?

The value of X, the occurrence of the event in the sample of 10, may vary from 0 to 10. You may wish to print all the results or some subset. If you wish to see all the results you input 0 and hit ENTER, then 10 and hit ENTER, and then 1

and hit ENTER. After completing this, the computer will produce the following results:

0. 0.59873
1. 0.91386
2. 0.98849
3. 0.99897
4. 0.99993
5. 0.99999
6. 0.99999
7. 0.99999
8. 1.00000
9. 1.00000
10. 1.00000

When complete the computer will return to the main menu. Check the above results against a binomial table and see how close the results are. Our results matched most tables we checked with some minor round-off error which is normal in this type of work. If your table matched the first number exactly and not the second (for $X=1$) examine your second value. If it is equal to .31512, your table is designed to produce individual results not cumulative as is our first routine. Run IND for the same values of N , P , and the X s and you will obtain the following:

SAMPLE SIZE 10.
 P% 5.
 X P(X)
 0. 0.59873

1. 0.31512
2. 0.07463
3. 0.01047
4. 0.00096
5. 0.00000
6. 0.00000
7. 0.00000
8. 0.00000
9. 0.00000
10. 0.00000

Again check these results against the proper type of binomial table.

The next two options are for the quality control person. You will be able to find tables or examples to check our results in the many quality control books which are available.

An operating characteristic curve is a conditional probability plot of the probability of acceptance of a lot of material based on a sampling plan, given the lot is of some specified quality. For low percent defectives in the lot, the probability of acceptance of the lot for any given plan is very high. As the percentage of defectives increases, the probability of acceptance decreases. Our results demonstrate this idea.

Starting in the main menu select OC, a sample size of 10, an acceptance number (X in our program) of 2, a minimum P of 0, to a maximum of 50 in steps of 5 and you obtain the following results:



COMPASS SOFTWARE presents...

MORRIS 't' BORIS



Here's a Pair of
Games of

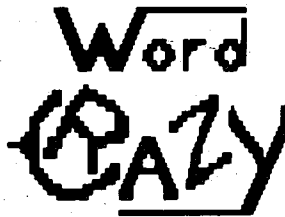
CAT and MOUSE!

NINE MEN'S MORRIS has been around since the reign of Elizabeth I. Here we present the game in its most generally accepted traditional form— according to Hoyle. Its strategies of placement and chase are classic.

BORIS offers a brand new variation. The addition of a center square to the traditional Morris board introduces a three-dimensional element and a whole new game. BORIS will test your power of visualization as well as your nerve.

Available for TRS-80 Models I & III
 CASSETTE (16K, LVL II, Min.) \$14.95
 DISK (32K Minimum) \$24.95

Logophiles and Lexiphants
BEWARE!



will drive you absolutely

MAD

What's YOUR Turn-On?

- The challenge of a puzzle for one
- A competition in words for up to eight

If you love words and word games, this fascinating puzzlement will give you hour upon hour of fun.

Every Game Is Different!

Available for TRS-80 Models I & III
 CASSETTE (16K, LVL II, Min.) \$12.95
 DISK (32K Minimum) \$19.95

Lymbkana

All the THRILLS, SPILLS, ACTION and EXCITEMENT of a horse show YOU design your own events by selecting combinations of these nine courses

1. The Big Keyhole
2. The Little Keyhole
3. The Rescue Race
4. The Flag Race
5. The Barrel Race
6. The Slalom
7. The Serpentine
8. Cross Country
9. Take Your Own Line

Up to six players ride the courses, compete against the clock and each other for points and the CHAMPIONSHIP! Three levels of play let you progress to expert rider.

Keypad Required

Available for TRS-80 Models I & III
 CASSETTE (16K, LVL II, Min.) \$14.95
 DISK (32 Minimum) \$24.95

Dealer Inquiries
Invited

COMPASS SYSTEMS, INC.

VILLAGE SQUARE CENTER, BOX 388
 EAST HAMPSTEAD, NEW HAMPSHIRE 03826
 (603)329-5603

VISA & MasterCard
Accepted

SAMPLE SIZE 10.

X 2. This is C the acceptance number.

OC

P% OC % The headings have changed.

0. 100.00000

5. 98.84964

10. 92.98091

15. 82.01964

20. 67.77995

25. 52.55928

30. 38.27827

35. 26.16073

40. 16.72897

45. 9.95596

50. 5.46875

The probability of acceptance is OC %, the percent defective is P %. As P % increases, the probability of acceptance decreases. This is typical of operating characteristic curves.

The last option in the menu is AOQ standing for average outgoing quality. The AOQ is a measure of the quality leaving as a function of the quality coming in. The assumption is, if a lot is rejected it is subjected to 100% inspection and all defective pieces are removed. The input questions are identical to the operating characteristic curve option. For a sample of size 10 with an acceptance number of 2 for percent defectives varying from 0 to 50% in steps of 5% the results are:

SAMPLE SIZE 10.

X 2.

AOQ

P% AOQ % in this case AOQ % is assumed to stand for

0. 0.00000 out going quality

5. 4.94248

10. 9.29809

15. 12.30294

20. 13.55599

25. 13.13982

30. 11.48348

35. 9.15625

40. 6.69159

45. 4.48018

50. 2.73437

An examination of AOQ %, the outgoing quality, indicates that one value 13.55599% is greater than all other values. Within the limits of the accuracy of our analysis it may be said that 13.55599% is the average outgoing quality limit.

EXAMINING THE PROGRAM

The first part of the program consists of the menu and lines which direct the flow of the program depending of the selected made from the menu. This section starts in line 1 and continues through line 6. Specifically line 1 is the menu while lines 2, 3, 4, and 5 direct the program flow to other parts of the program. Line 6 is a safety factor just in case the user selects an option not available in the program.

Lines 10 and 11 are a subroutine which calculates the factorial of a number. In lines 12 and 13 is the subroutine

which completes the calculation of the value of a single binomial factor.

Lines 15 through 19 are a collection of subroutines which read the data into the program. In line 15 the sample size is read in. In line 16 the minimum, maximum, and increment value of X is read in for the binomial distribution. In line 17 the minimum, maximum, and increment value of P is read in for the OC and AOQ curves. In line 18 the value of X is read in for all curves, and in line 19 the value of P is read in for the binomial curves.

Starting in line 30 and running through line 36 is the routine which produces both the OC, operating characteristic curve and the AOQ, average outgoing quality curve. This series of statements uses the earlier noted subroutines for all its input and most calculations.

Lines 40 through 43 are used to calculate the binomial and sum of the binomial distributions.

PROGRAM LISTING:

```
1: USING : INPUT "SUM IND OC AOQ?"; E$: S=0
2: IF E$="SUM" THEN 40
3: IF E$="OC" THEN 30
4: IF E$="IND" THEN 40
5: IF E$="AOQ" THEN 30
6: GOTO 1
10: F=1: IF Z<=1 RETURN
11: FOR I=1 TO Z: F=F*I: NEXT I: RETURN
12: Z=X: GOSUB 10: B=F: Z=N: GOSUB 10: A=F: Z=N-X: GOSUB 10: C=F:
    Z=(A/(C*B))*P*I*(1-P)^(N-X)
13: S=S+Z: RETURN
15: INPUT "SAMPLE SIZE?"; N: PRINT "SAMPLE SIZE "; N: RETURN
16: INPUT "X MIN MAX INC?"; L, H, J: RETURN
17: INPUT "P MIN MAX INC?"; L, H, J: RETURN
18: INPUT "X?"; X: PRINT "X "; X: RETURN
19: INPUT "P?"; P: PRINT "P "; P: P=.01P: RETURN
30: GOSUB 15: GOSUB 18: PRINT E$: PRINT "P% "; E$, " %": GOSUB 17
    U=X: K=L
31: P=.01K: IF P<=0 LET S=1: GOTO 33
32: FOR X=0 TO U: GOSUB 12: NEXT X
33: IF E$="OC" LET S=100S: PRINT K, " "; USING "###.#####"; S:
    USING : S=0: GOTO 35
34: T=100SP: PRINT K, " "; USING "###.#####"; T: USING : S=0
35: IF K+J>H THEN 1
36: K=K+J: GOTO 31
40: GOSUB 15: GOSUB 19: PRINT E$: PRINT "X P(X)"
41: GOSUB 16: FOR X=L TO H STEP J: GOSUB 12
42: IF E$="IND" PRINT X, " "; USING "###.#####"; Z: USING : NEXT
    X: GOTO 1
43: IF E$="SUM" PRINT X, " "; USING "###.#####"; S: USING : NEXT
    X: GOTO 1
```

SUMMARY

The routines included in this program are useful to those involved in quality control as an aid in the selection and use of acceptance sampling for attributes where the binomial distribution is the basis of the theory. The program allows for accurate and fast calculations of cumulative curves, individual curves, operating characteristic curves, and average outgoing quality curves.

MOD I/III SPEED MOD

The only resource you can't replace is TIME. **PLUG IN A SPRINTER** (by Holmes Engineering) and

TRIPLE THE SPEED of your TRS-80 MODEL 1 OR MODEL 3.

YES! A NEW Z-80B MICROPROCESSOR IS INCLUDED!

YES! Special circuitry handles your slower memory chips.

YES! Automatic switch down to "normal" for disk I/O.

YES! IT IS ABSOLUTELY FANTASTIC and only 99.50 COMPLETE!!

Only the cream of the crop -- for you, from HACKS.

SCRIPPLUS v3.0 (by ROSTEK) is the software "patch" for SCRIPSIT (c) that lets you output control codes to CHANGE TYPE STYLES, UNDERLINE, etc. from within your text files. Written especially for the MX-80 but works fine with most any printer that accepts control codes. Makes your printer do all the tricks it was designed for. +DIR, KILL, MERGE, and MORE, WHILE IN SCRIPSIT (c).

How many times have you wished? Here 'tix ON DISK 39.95

Need a SUPERFINE lowercase CHARACTER GENERATOR for your MOD 1? KSG Technology builds 'em, and we've got one just for you. Beautiful lowercase - FULL DECENDERS - All of the graphics, of course. INCLUDES the SPECIAL GRAPHICS for CHR\$(0) thru CHR\$(31) omitted in the later Radio Shack lower case chips. Ask for the CGA-2. You'll love it! Only 29.95

Did you ever bomb a disk? SUPER UTILITY (by Kim Watt) WILL AUTOMATICALLY RECOVER BOOT SECTIONS, GAT TABLES, READ AND COPY PROTECTED MEDIA, TRANSFER FROM ONE DOS TO ANOTHER, SINGLE OR DOUBLE DENSITY, and on, and on, and on . . . You just wouldn't believe . . . Includes a hundred and some odd vital functions. The BEST (no doubt!) and very, very highly recommended for ANYONE that uses a TRS-80 MOD 1 or MOD 3 with any kind of DISK and any kind of DOS. You just got to use it to realize what you've got here! The name "SUPER UTILITY" is a gross under-statement. One use can easily pay for the program. 48K required. Specify 35tk, 40tk or 80 tk media for your Mod 1 or Mod 3. Absolutely professional! You need this! Don't get caught without it. 74.95

ALL HARDWARE Model I Lowercase

TRS-80 is a Trademark of Tandy Corp.

DUALCASE

UPPER/lowercase, full time from power-up; NO software; Standard typewriter keyboard operation (shift to UPPER-CASE); Control characters can be displayed; 128 Total character set plus full graphics.

ELECTRONIC SHIFT-LOCK

No extra keys or switches. Simply tap either shift key. UPPER-CASE lock, normal shift unlocks.

DE-B-B-BOUNCE At no extra cost (At your option)

BLOCK CURSOR If you like (No chg) **SWITCHABLE** from key board

"THE PATCH" is compatible with any word processor, any DOS and also other languages which use ROM sub-routines. Assembled and tested...\$127.00

"THE PATCH" unit plugs into the ROM sockets (does not replace existing ROM). Lowercase does require installation of the extra video ROM (supplied with "THE PATCH").

Detailed instructions guide even the most inexperienced owner to complete installation in about 30 minutes.

WHEN ORDERING SPECIFY:

"Mem Size" "Memory Size"
And your choice of any/all options.

To order, send payment plus \$2.00 shipping and handling. Texas residents add 5% sales tax/

WHEN ORDERING SPECIFY:

"Mem Size" "Memory Size"
Any your choice of any/all options

To order, send payment plus \$2.00 shipping and handling. Texas residents add 5% sales tax.



"THE PATCH" is covered with a one year limited warranty on materials and workmanship. (Does void Radio Shack's 90 day warranty.)

HACKS

P.O. BOX 12963
Houston, Texas 77017

National Distributors

"THE PATCH" is a trademark of CECDAT, INC.

713-455-3276

The pocket computer is a useful tool for these calculations, especially since large microcomputers cannot be carried in one's pocket for such a task.

Steven M. Zimmerman, Ph.D.
College of Business and Managements Studies
University of South Alabama
Mobile, Alabama 36688

Leo M. Conrad
Imaging Concepts
P.O. Box 9843
Mobile, Alabama 36691-0843 ■

ASSEMBLY LANGUAGE FOR BEGINNERS

continued from page 33

Important: note that the registers are POPed in the reverse order from which they were PUSHed.

I challenged you to re-write the display program so that the characters are displayed in reverse order. Here is the resulting code:

Label	Command	Argument	Comment
	ORG	5200H	
VIDEO	EQU	3C00H	;Start of Video RAM.
ENDVID	EQU	3FFFH	;End of Video RAM.
DELVAL	EQU	0500H	;Delay value.
DOS	EQU	402DH	;DOS re-entry location.
PROG5	LD	A,0BFH	;First character to save.

PROG5A	LD	HL,ENDVID	;Last location in Video.
	LD	DE,ENDVID-1	;Last-1 location in Video.
	LD	BC,400H	;Size of Video RAM.
	LD	(HL),A	;Save character in Video.
	LDDR		;Fill rest of Video.
	CP	020H	;Last character?
	JP	Z,DOS	;If done,exit.
	DEC	A	;Next character.
	CALL	DELAY	;Brief pause.
	JP	PROG5A	;Repeat with next character.
DELAY	PUSH	AF	;Save A register.
	LD	HL,DELVAL	;Get delay value.
DEL1	DEC	HL	;One less to count.
	LD	A,H	;Get MSB of count.
	OR	L	;Mash the MSB and LSB together.
	JR	NZ,DEL1	;If both aren't 0, repeat.
	POP	AF	;Done, get A back.
	RET		
	END	PROG5	

```
5200 3E BF 21 FF 3F 11 FE 3F 01 00 04 77 ED B8 FE 20
5200 CA 2D 40 3D CD 1A 52 C3 02 52 F5 21 00 05 2B 7C
5200 B5 20 FB F1 C9 . . . . .
```

This looks very similar to last issues program. There are two differences between the programs. In this program, we start with a LD A,BFH (the last character). Then, we DEC A and compare for 20H. In this way, the character appear in

reverse order. Needless to say, this change will be very apparent. The other change is also significant, but will not be visible. Video RAM will also be filled in reverse order (from the end to the beginning). It happens so quickly that it will look the same backwards or forwards. Why backwards? HL and DE point to the end of Video, and the instruction used is the LDDR (Load on Decrementing Register). I suggest you verify this fact by substituting a DELVAL of 5000H. Run at this speed, the Video will still appear "instantly" (even though the delay before the next character will be 16 times as great).

What next? Let's begin to develop a strange program — a word analysis program. What must the program do?

(1) Input a word from the keyboard (display while inputting)

(2) Count and display the characters

(3) Add up the numeric value of the word (why not)

(4) Display the characters in HEX

(5) Ask whether to quit or get a new word.

Of course, we won't be able to write the program this month. Instead, we can talk about some of the problems we will expect to encounter. How do we input a word from the keyboard? In this program, we will use one of the ROM subroutines. The subroutine will "get" the word from the keyboard, display it to the video, and place it into a special buffer (that we designate). Once the word is in the buffer, it is just "a bunch of numbers". So, it should be easy to add them up, right? Right! The problem is, how to we see the result? The answer is, by using another ROM subroutine. Is there a catch? You bet! After we add the characters up, we will have a "binary" number in a register. We have to change it to ASCII before we can display. Guess what: there is no ROM subroutine to perform this magic for us (get out your slide rule). Once we have mastered the art of converting HEX into ASCII, it should be easy to convert each digit into an ASCII character, then display it. Consider: we will read in an ASCII string, take each byte (2 HEX digits) and display as an ASCII character. So, if we were to input an "A" (where A equals 41H), we would display a "41". In order to get "a handle" on the problem of programming, we will separate each task into subroutines. In this way, we will create little "sub-programs" that could be used in other programs you might write.

Want to try something "completely different?" How about this: (1) Get a random number.

(2) If the number is not between 80H and 0BFH, get another random number.

(3) Fill the screen with that character (as in PROG4).

(4) Get two additional random numbers (any values).

(5) Use them as delay values in the delay subroutine.

OK, how am I supposed to do all of that? Easy. First, you should be able to determine whether or not a number is in between two other numbers (it takes two separate CPs). Then, plug it into PROG 4. To get a random number, we have to play a little trick. There is a register we haven't discussed yet, the R register. R stands for Refresh, and is used by the CPU to "keep memory accurate". The TRS-80 uses Dynamic memory (or DRAM). Dynamic memory must be "refreshed" periodically, or else it "forgets". The Z-80 refreshed memory in an invisible manner by using the R register (when it isn't accessing memory for any machine

instruction). The R register is continuously incrementing from 0 to 255. Therefore, at any given instant, the R register will contain some byte. The only way to access the R register is with a LD to/from the accumulator. Thus:

Label	Command	Argument	
	LD	A,R	;Get the current R value.
	LD	R,A	;Set the current R value.

In our case, we want to get the current R value. How do we set a two byte variable delay? In the DELAY subroutine, you must:

(1) Get a Random number,

(2) Put in in H,

(3) Get another random number,

(4) save it in L.

HL now contains a 16 bit random number. Good luck. Next month, I will begin by presenting the "RANDOM SCREEN DISPLAY" program. Then, we will try our "WORD ANALYSIS PROGRAM". What better way to start the new year!

Joseph Rosenman
35-91 161st Street
Flushing, NY 11367 ■

PRACTICAL BUSINESS PROGRAMS

continued from page 20

```

480 CLS : PRINT " F(X)=";A;"+";B;"* X ": IF N0=-5 THEN
LPRINT" F(X)=";A;"+";B;"* X "
490 PRINT "ACTION MENU": INPUT "PLOT, FORECAST, NEW RUN,
OUTPUT MENU, END (P/F/N/O/E)";AA$: IF AA$="P" THEN INPUT
"REGRESSION LINE (1)F(X)= A+B*X, (2) NONE";H
500 IF AA$="E" THEN END
510 IF AA$="O" THEN 210
520 IF AA$="N" THEN 60
530 IF AA$="P" AND H=1 THEN INPUT "LEVEL OF LIMITS 2,...3";L:
INPUT "CONFIDENCE INTERVAL OR PREDICTION LIMITS (C/P)";CP$:
540 IF AA$="F" THEN 850
550 INPUT "LOW POINT OR ORIGIN (L/O)";PL$: SX=BX: SY=BY: IF
PL$="O" THEN SX=0:SY=0
560 INPUT "HIGH POINT OR PROJECTION (H/P)";HP$: HX=TX: HY=TY:
IF HP$="P" THEN INPUT "PROJECTED X";HX: HY=A+B*HX: IF TY>HY
THEN HY=TY
570 CLS : FOR I=4 TO 43: SET(18,I): NEXT
580 FOR I=19 TO 125: SET(I,43): NEXT
590 I=7: FOR J=64 TO 832 STEP 128: I=I-1: PRINT @ J,
(SY+I*(HY-SY)/6):; NEXT
600 I=-1: FOR J=970 TO 1015 STEP 9: I=I+1: PRINT @ J,
(SX+I*(HX-SX)/5):; NEXT
610 FOR I=1 TO N:E=23+((X(I)-SX)/(HX-SX))*93: F=40-
((F(I)-SY)/(HY-SY))*37: IF E>0 AND E<126 THEN IF F>0 AND F<46
THEN SET(E,F)
620 NEXT : IF H<8 THEN 660
630 IF N0=-5 THEN 770
640 PRINT @22,"PRESS ENTER TO CONTINUE";
650 Q$=INKEY$: IF Q$="" THEN 640 ELSE 480
660 IF H<1 THEN 760
670 J=0: S=(HX-SX)/100: FOR X=SX TO HX STEP S:
E=23+((X-SX)/(HX-SX))*93: F=40-((B*X+A-SY)/(HY-SY))*37:
IF E>5 AND E<126 THEN IF F>0 AND F<45 THEN SET(E,F)
680 IF CP$="C" THEN 720

```

What This Country Needs Is A Good 5¢ Cigar and a \$39.95 DOS!

Announcing **Z DOS** from the makers of **MULTIDOS**

Available for the Model I - Single/Double density and Model III - Double Density. The Model I version will **AUTOMATICALLY** detect the type of double density hardware and self-configures to accommodate. No patches or special version required to run with the RS double density board.

NEW \$39⁹⁵ DOS

+ Shipping
and Handling

Has **SUPERBASIC II** With: Cross-Reference • Renumber • Global Editing
Single Keystroke Commands • 41K of Free Memory (Hot Damn!)
THE FASTEST DOS IN TOWN!

MAIL ORDERS

**VISA & MasterCard
WELCOMED**

Foreign Orders Add \$10.00
For Shipping & Handling

★ For Model I Orders Only ★
Please specify Single, Double
or, P Density.

Cosmopolitan Electronics Corporation

P.O. BOX 89 • PLYMOUTH, MICHIGAN 48170

★★★★★★

— TECHNICAL INFORMATION —

Cosmopolitan Electronics Corporation

C/O VERNON HESTER

42403 Old Bridge Road • Canton, MI 48188 • (313) 397-3126

**\$3.00 For
Shipping & Handling**

Michigan Residents
Add 4% Sales Tax

C.O.D. Orders Add \$1.50

Personal Checks Take
2 Weeks To Clear

NOW AVAILABLE FROM

ABC SALES

13349 Michigan Avenue
Dearborn, MI 48126
(313) 581-2896

COMPUTER SHACK

1691 Eason
Pontiac, MI 48054
(313) 673-2224
1-800-392-8881

POWER SOFT

11500 Stemmons Expressway
Dallas, TX 75229
(214) 484-2976
1-800-527-7432

BYTES & NAILS

5110 6th Avenue
Sioux City, IA 51106
(712) 274-2348

SIMUTEK Computer Prod., Inc.

4877 East Speedway
Tucson, AZ 85712
(602) 323-9391
1-800-528-1149

```

690 IF J=0 THEN J=1: GOTO 750
700 J=0: F=40-((B*X+A+L*SE*SQR(1+1/N+((N*(X-XB)^2)/ZX))-SY)
/(HY-SY))*37: IF E>5 AND E<126 THEN IF F>0 AND F<45 THEN SET(E,F)
710 F=40-((B*X+A-L*SE*SQR(1+1/N+((N*(X-XB)^2)/ZX))-SY)
/(HY-SY))*37: IF E>5 AND E<126 THEN IF F>0 AND F<45 THEN
SET(E,F)
720 IF J=0 THEN J=1: GOTO 750
730 J=0: F=40-((B*X+A+L*SE*SQR(1/N+((N*(X-XB)^2)/ZX))-SY)
/(HY-SY))*37: IF E>5 AND E<126 THEN IF F>0 AND F<45 THEN SET(E,F)
740 F=40-((B*X+A-L*SE*SQR(1/N+((N*(X-XB)^2)/ZX))-SY)
/(HY-SY))*37: IF E>5 AND E<126 THEN IF F>0 AND F<45 THEN
SET(E,F)
750 NEXT
760 IF NO<<-5 THEN 640
770 LPRINT " "
780 E$="###,###.###": FOR I=2 TO 43: J=42-I: IF I<43 THEN
LPRINT USING E$;(SY+J*(HY-SY)/39);:
790 FOR X=0 TO 127 STEP 1.6
800 IF POINT(X,I) THEN LPRINT " "; ELSE LPRINT " ";
810 NEXT X: LPRINT " ": NEXT I
820 FOR I=0 TO 6:G(I+1)=SX+I*(HX-SX)/5: NEXT
830 E$="          ###,###.### ###,###.### ###,###.###
###,###.### ###,###.### ###,###.###": LPRINT USING
E$;G(1),G(2),G(3),G(4),G(5),G(6)
840 LPRINT "SIGMA LIMITS USED ";L: GOTO 640
850 PRINT "INPUT X & LIMIT, F(X)=A+B*X LOWER UPPER 9999
TO STOP";: INPUT X,L: IF X=9999 THEN 480
860 LX=L*SE*SQR(1/N+(N*(X-XB)^2)/ZX)
870 LL=L*SE*SQR(1+1/N+(N*(X-XB)^2)/ZX)
880 F=A+B*X: FF=F-LL: FX=F+LL: FA=F-LX: FB=F+LX: PRINT
"F(X)=";F: PRINT "LOW CONF LIMIT=";FA,"UPPER CONF

```

```

LIMIT=";FB,"LOW PREDIT LIMIT=";FF,"UPPER PREDIT LIMIT=";FX
890 IF X<BX OR X>TX THEN PRINT "BEYOND DATA RANGE" ELSE PRINT
900 IF NO=-5 THEN LPRINT " X =",X,"F(X)=B+A*X=";F: LPRINT "LOW
CONF LIMIT=";FA,"UPPER CONF LIMIT=";FB: LPRINT "LOW PREDIT
LIMIT=";FF,"UPPER PREDIT LIMIT=";FX;
910 IF NO=-5 THEN IF X<BX OR X>TX THEN LPRINT "BEYOND DATA
RANGE" ELSE LPRINT " "
920 GOTO 850
930 DATA 13,2949,10,3106,6,4134,5,3959,8,3188,14,3060,17,2287,
14,2386,9999,9999

```

SUMMARY

Our program least squares linear regression analysis, with the addition of prediction and confidence limits, can make both an analytical and visual analysis. Our goal was to develop a program which could automatically calculate a least squares regression line, determine the prediction limits, and the confidence limits and then plot the picture of the results on either the TRS-80's cathode ray tube or printer.

Steven M. Zimmerman, Ph.D.
College of Business and Management Studies
University of South Alabama
Mobile, Alabama 36688

Leo M. Conrad
Imagineering Concepts
P.O. Box 9843
Mobile, Alabama 36691-0843 ■

COLOR COMPUTER CORNER

Joseph Rosenman

This Month: EDTASM+ and ZBUG Monitor

Finally, a review of the Radio Shack EDTASM+ package for the Color Computer. First, the particulars:

Name: EDTASM+
Cat #: 26-3250
Price: \$49.95
Format: ROM Pack
Requires: Any Color Computer.
Disk compatible: Probably not.

This ROM pack includes three separate programs:

- 1) Editor,
- 2) Assembler,
- 3) ZBUG (monitor)

The Editor

The editor allows you to collect lines of assembly language text, and to edit or change these lines. EDTASM+ allows assembly source code (and assembled machine code) to be saved or read in from cassette tape. What commands are available from the editor?

A Assemble: Assemble the source code.
C Copy: Duplicate a section of source code.
D Delete: Delete a line(s) from the source code.
E Edit: Modify a portion of a single line.
H Hard print: Print a range of lines to the line printer.
I Insert: Insert a line(s) into the source code.
L Load: Read in a source code file from the cassette.
N Number: Renumber the source code.
P Print: Display a range of lines to the CRT.
Q Quit: Return to BASIC.
R Replace: Replace a line(s) in the source code.
T Type: Print a range of lines without numbers to the LP.
W Write: Save a source code file to the cassette.
Z ZBUG: Enter the machine language monitor.

* All of the above commands are invoked by the single letter, usually followed by an argument (such as a range of lines, or a file to read or write). Each command has a short descriptive paragraph in the manual. In addition to being able to collect and edit assembly language source text, the EDITOR can collect BASIC source text (the editing commands are more powerful than those in BASIC).

Assembler

Assembly source code collected by the editor (or read in from cassette tape) is stored in the editor buffer. The assembler is invoked by the "A" command. (By the way, an Assembler is a program that converts assembly language source code into machine language. Each mnemonic in the assembly language source code is converted into a single machine language command.) Several options are available to control or modify the assembly process. Initially, there is a fundamental choice to be made: generate machine code

to the cassette tape, or generate machine code in memory (where it can be examined or executed). To generate machine code on cassette, type: Any filename. The options available for assembly are:

/AO
/IM In memory: Generate machine code in memory.
/LP Line Printer: Send listing to the line printer.
/MO Manual origin: Allow the code to determine where it will be located.
/NO No object: Don't generate object code.
/NS No Symbol: Don't generate a symbol table.
/NL No Listing: Just assemble, don't generate any listing.
/WE Wait on Error: Whenever an error occurs in assembly, pause until an ENTER is hit.

Object code is another name for machine code. A symbol table is a listing of all of the symbols and labels used in the program (with their associated values). It is also possible to cause the assembly listing to pause by typing the shift-@ sequence (and continue by typing ENTER).

ZBUG

ZBUG is a monitor program that is connected to the Editor/Assembler program (the "+" in EDTASM+). ZBUG bridges the gap between assembly language source code and machine language. ZBUG will allow you to modify a program (previously assembled) in memory, execute it, single step it, etc. ZBUG will also allow you to save and load memory images (containing your program) to/from the cassette. The commands in ZBUG are:

B Byte mode: Display all code as bytes.
C Continue: Continue from a breakpoint.
D Display: Display all of the breakpoints.
E Edit: Return to edit mode.
G Go: Execute (at the specified address).
H Half-Symbolic: Display mnemonics as symbols, arguments as numbers.
I Input mode: Determines the number base (radix) for input values (either Octal, Decimal, or Hexadecimal).
L Load: Get a memory image from cassette tape.
M Mnemonic mode: Display all code in disassembled format.
N Numeric mode: Display all code as numbers.
O Output mode: Determines the number base (radix) for output values.
P Program: Saves a memory image to cassette tape.
R Register: Display all register contents.
S Symbolic: Display all code as symbols (opp. of numeric).
T Type: Display a range of code/numbers.
TH Type hard: Print a range of code on the LP.
U Transfer: Move a block of code.
W Word mode: Display values as 16 bit quantities.

- X Breakpoint: Set a breakpoint at the specified address. There are 8 breakpoints available (0-7).
- Y Yank: Remove a specific breakpoint.
- / Display: Display the code at address preceeding the /.
- ; modify argument: Used to modify only the argument of an assembly language statement.

ZBUG is a reasonably powerful monitor. One particularly nice feature of the EDTASM+ package is the fact that all three sections are available at the same time. You can collect a program, assemble it, test it, re-edit it, re-assemble it, re-test it, etc., without ever needing to reload it. **WARNING:** Running a program with bugs might scramble any (or all) of memory. If this happens, the Color Computer could "crash". If it crashes, your only recourse is to power down, wait for thirty seconds, then power up again. Anything you hadn't saved will, of course, be lost. You should note that this is a normal situation, and not due to a flaw in the design of the Color Computer. Whenever you work with assembly language, you run the risk of accidentally having the computer "do something terrible." The proper course of action is to save any significant changes in your source file. Since I'm on the subject, Radio Shack DID leave something off of the Color Computer. The reset button is a "soft" reset: it goes inside and tells its internal operating system to fix things up. This soft reset can't help when doing assembly language work, since you have completely taken control away from the OS. Therefore, we need a "hard" reset — which would force the machine to go from scratch. The only way to do this on the Color Computer is to power down - pause - power up. ZBUG will also allow numeric calculation, base conversion, logical operations, etc.

This EDTASM+ includes a 68 page reference manual. This manual is reasonably complete. In addition to describing the Editor, Assembler, and ZBUG, the manual includes information on interfacing with BASIC programs, and includes a 6809 machine mnemonic reference table. While the examples provided were pertinent, I felt that the reference

manual would have benefitted from a more liberal distribution and ranges of examples and test programs.

Evaluation

On the whole, I found this to be a surprisingly good package. The program is more expensive than most Color Computer software packages, but I believe you are getting your money's worth in this case. If you are going to work with assembly language, I recommend that you get the 6809 Assembly Language Programming book reviewed in the last issue. Radio Shack mentions a book on 6809 Assembly Language programming by William Barden. I have been unable to find a copy to date, but I will review the book when it is available to me.

Presented below is a modified version of the first sample program presented in the EDTASM+ manual. This program uses the entire video display (rather than just the lower half), and fills the display with all of the displayable characters (not just 0F9). Note that the program includes a delay subroutine (to pause in between screens). You can increase or decrease the delay by adding or removing calls to the delay routine.

(See program listing on page 62.)

Note that the multiply in the WAIT subroutine is meaningless, it just wastes time.

It is with some regret that I must close this issue with a sad note. This will be the last regular column on the Color Computer that I will be writing. I will continue to prepare Color Computer "specials" from time to time. I also will be continuing to write other "specials" for Computronics. The time that I've had available for this column has been seriously limited by ever increasing responsibilities. So, good luck to all of you Color Computer users!

Joseph Rosenman
35-91 161st Street
Flushing, NY 11367 ■

DISCOUNT TRS 80™ Model I & III External Mini Disk Drives

CompuAdd Corp.

13010 Research Blvd.
Suite 218
Austin, Texas 78750
1-(512)-250-1489

**ORDER NOW
TOLL FREE**

- | | |
|---|----------------------------------|
| • Tandon TM 100-1 Bare Drive
5 1/4", single sided, 40trk, 48tpi. Capable of single or double density recording making it fully compatible with TRS80™ Model I or III. | \$199
Free
Shipping |
| • Tandon TM 100-1 w/chassis & pwr supply
Fully assembled silver chassis with external card edge connector for easy cable installation. | \$249
Free
Shipping |
| • Tandon TM 100-2 Bare Drive
5 1/4", double sided, 40trk, 48tpi. Capable of single or double density recording making it fully compatible with TRS80™ Model I or III. | \$279
Free
Shipping |
| • Tandon TM 100-2 w/chassis & pwr supply
Fully assembled silver chassis with external card edge connector for easy cable installation. | \$329
Free
Shipping |

How to order — Order by calling CompuAdd Toll Free on 1-800-531-5475 (if outside of Texas) or 1-512-250-1523 (if in Texas). You can also order by mail. Orders may be charged to a MasterCard or Visa account or paid by Cashier's Check or Money Order. We do accept personal checks — allow 10 days for check processing. We pay shipping and handling on orders delivered in continental U.S.A. Add 5% sales tax if Texas resident.

All hardware has a Limited 120 Day Warranty.

TRS 80 is a Trademark of Tandy Corp.

CHANGE BAUD RATES ON SYSTEM TAPES

(Model III Only)

Kenneth R. Meyer

We Model III users are easily spoiled by the fast CLOADs that the 1500 baud gives us. The first thing we do when we get a new program is quickly rerecord it at the higher rate — except when it is a SYSTEM tape. Oh how frustrating it is to load a SYSTEM tape and watch those slowly blinking asterisks. This program will solve this problem (well — most of the time).

When you run this program it will prompt you to ready the tape that contains the SYSTEM program that you want to copy; after you hit ENTER this program will copy the SYSTEM program into memory. Then the program will prompt you to ready the (possibly different) tape where you want the system tape copied at the high baud rate. Be sure that you don't record over your original copy! Then the program will repeat the prompt to record so that you can make several backups.

There is one problem. Since both this program and the SYSTEM program much both be in memory at the same time, some very large SYSTEM programs cannot be copied on a 16K machine. The adventure program supplied with your subscription to *Computronics* is an example of such a large program. One way to help this problem without rushing out and buying more memory is to compress this program as you type it. I displayed the machine program so that each DATA statement corresponds to a single machine opcode or a logical group of opcodes for debugging reasons. You may place several numbers in one DATA statement. Just be sure that you keep the order correct and carefully proofread the data. The program given below is a simple BASIC driver program that creates two machine language subroutines using the POKE statement. The first subroutine is contained in the DATA statements 160 to 280, is POKEd into the array RE, and reads the SYSTEM program into memory. The second subroutine is contained in the DATA statements 290 to 395, is POKEd into the array WR, and writes the SYSTEM program to your tape. The SYSTEM program is copied into the space reserved for the array SP. When you are finished entering this program keep changing the dimension of SP until you get the largest array your machine will hold. (Do NOT change the dimensions of RE or WR).

```
100 CLS: DEFINT A-Z
105 A=0:B=0:C=0:D=0:OP=0:MS=0:LS=0:RS=" ":I=0:J=0:K=0:Z!=0
110 DIM RE(55),WR(55),SP(12900)
115 A=VARPTR(RE(0)): B=VARPTR(WR(0))
120 C=VARPTR(SP(0))
125 I=A
130 READ OP
135 IF OP=-1 THEN I=B: GOTO 130
140 IF OP=-2 THEN 405
145 POKE I,OP
150 I=I+1
155 GOTO 130
160 DATA 205,127,10 'CALL 0A7FH
165 DATA 6,120 'LD B,120
```

```
170 DATA 14,7 'LD C,7
175 DATA 205,150,2 'CALL 0296H
180 DATA 205,53,2,119,35 'CALL 0235H
'LD (HL),A
'INC HL
'INC HL
185 DATA 13 'DEC C
190 DATA 40,2 'JR Z,$+4
195 DATA 24,246 'JR $-8
200 DATA 205,53,2,119,35 'CALL 0235H
'LD (HL),A
'INC HL
'CP B
205 DATA 184 'JR Z,$+35
210 DATA 40,33 'CALL 0235H
215 DATA 205,53,2,119,35 'LD (HL),A
'INC HL
'LD C,A
220 DATA 79 'CALL 0235H
225 DATA 205,53,2,119,35 'LD (HL),A
'INC HL
'CALL 0235H
'LD (HL),A
'INC HL
230 DATA 205,53,2,119,35 'CALL 0235H
'LD (HL),A
'INC HL
'CALL 0235H
'LD (HL),A
'INC HL
'DEC C
240 DATA 13 'JR Z,$+4
245 DATA 40,2 'JR $-8
250 DATA 24,246 'CALL 0235H
255 DATA 205,53,2,119,35 'LD (HL),A
'INC HL
'JR $-39
260 DATA 24,215 'CALL 0235H
265 DATA 205,53,2,119,35 'LD (HL),A
'INC HL
'CALL 0235H
'LD (HL),A
'INC HL
'CALL 01F8H
'JP 0A9AH
'CALL 0A7FH
'LD B,120
'LD C,7
'CALL 0287H
'LD A,(HL)
'CALL 0264H
'INC HL
'DEC C
315 DATA 13 'JR Z,$+4
320 DATA 40,2 'JR $-8
325 DATA 24,246 'LD A,(HL)
330 DATA 126,205,100,2,35 'CALL 0264H
'INC HL
'CP B
335 DATA 184
```

```

340 DATA 40,33          'JR Z,$+35
345 DATA 126,205,100,2,35 'LD A,(HL)
                          'CALL 0264H
                          'INC HL
350 DATA 79            'LD C,A
355 DATA 126,205,100,2,35 'LD A,(HL)
                          'CALL 0264H
                          'INC HL

360 DATA 126,205,100,2,35,126,205,100,2,35
                          'LD A,(HL)
                          'CALL 0264H
                          'INC HL
                          'LD A,(HL)
                          'CALL 0264H
                          'INC HL

365 DATA 13,40,2,24,246 'DEC C
                          'JR Z,$+4
                          'JR $-8

370 DATA 126,205,100,2,35 'LD A,(HL)
                          'CALL 0264H
                          'INC HL

375 DATA 40,215         'JR Z,$-39
380 DATA 126,205,100,2,35 'LD A,(HL)
                          'CALL 0264H
                          'INC HL

385 DATA 126,205,100,2,35 'LD A,(HL)
                          'CALL 0264H
                          'INC HL

390 DATA 205,248,1      'CALL 01F8H
395 DATA 201            'RET
400 DATA -2
405 MS=A/256: POKE 16527,MS
410 LS=A-MS*256: POKE 16526,LS
415 INPUT "What baud rate is the old tape (H/L)";R$
420 IF R$<"H" AND R$<"L" THEN 415
425 IF R$="H" THEN POKE 16913,1: ELSE POKE 16913,0
430 PRINT "Position tape, press play, then press any key"
435 IF INKEY$="" THEN 435
440 D=USR(C)
445 D=D-1
450 IF D>0 THEN Z!=D-C+1 ELSE Z!=(65535+D)-C+1
455 PRINT: PRINT "File copied into memory"
460 PRINT "File name: ";
465 FOR I=C+1 TO C+6: PRINT CHR$(PEEK(I));: NEXT
470 PRINT: PRINT "Entry address: ";256*PEEK(D)+PEEK(D-1)
475 PRINT "File length: ";Z!
480 PRINT
485 MS=B/256: POKE 16527,MS
490 LS=B-256*MS: POKE 16526,LS
495 INPUT "What baud rate do you want for new copy (H/L)";R$
500 IF R$<"H" AND R$<"L" THEN 495
505 IF R$="H" THEN POKE 16913,1: ELSE POKE 16913,0
510 PRINT "Position tape, press record, then press any key"
515 IF INKEY$="" THEN 515
520 D=USR(C)
525 PRINT "File copied"
530 INPUT "Do you want to make another copy (Y/N)";R$
535 IF R$="Y" THEN 510 : ELSE IF R$<"N" THEN 530
540 END

```

Kenneth R. Meyer
1314 Ault View
Cincinnati, OH 45208 ■



THE LNW80. ONCE YOU FIND IT, THE REST IS EASY.

You've heard about the LNW80. It's the new microcomputer from LNW Research, and it works harder than even the TRS80. But finding one hasn't been that easy. Now, Data Resources brings you another first: a ready supply of LNW80s.

The LNW80 lets your computer perform like the world's most sophisticated microcomputers. Its 4MHz, Z80A CPU characteristics more than double your computer's original processing speed. It comes complete with double density controller, color and b/w, high resolution graphics features, standard R5232 Port and 48K Ram. And the LNW80 is fully compatible with all TRS80 Model I software, giving you the widest available software base to go with your new performance capabilities.

	LNW80	TRS-80 Model III
Processor	4.0 MHz	2.0 MHz
Level II Basic Interp.	yes	Level III
TRS80 Model I Level II Compatible	yes	no
48K Bytes Ram	yes	no
Floppy Disk Controller	sng/dbl	sng/dbl
Serial RS232 Port	yes	yes
24 x 80 Characters	yes	no
Upper and Lower Case	yes	yes
Reverse Video	yes	no
Keyboard	63 Key	53 Key
Numeric Key Pad	yes	yes
B/W Graphics, 128 x 48	yes	yes
Hi-Resolution B/W Graphics, 480 x 192	yes	no
Hi-Resolution Color Graphics (RGB), 384 x 192 in 8 Colors	yes	no

Warranty 6 Months 90 Days

Compare these features:

Now compare our price - just \$1495.00, including a free monitor with the first fifty orders received. All orders are shipped free. At the same time, take advantage of another price special:

Verbatim 525.01 5 1/2" diskettes \$25.95 per box of 10 plus a free library case* with each of our first 200 orders *(minimum order 2 boxes).

Call toll free to order 800/525-8394 or 800/525-8419
Visa, MasterCard checks and money orders accepted.



Data Resources
304 Elati Street
Denver, Colorado 80223
(303) 698-1263

INVISIBLE PASSWORDS FOR THE TRS-80

Jake Siepert and Brett Hobbs

In the 1930s, prohibition made the sale of alcoholic beverages illegal. To counter the problem, speakeasies, places where one could go to buy illegal drinks, began popping up all over America. The only problem was, in order to get inside the door of one of these establishments, you needed to know the password.

Now in the 1980s, microcomputers are flooding the market featuring a wide range of software, from business applications to personal fun and adventure. This presents a minor problem. How do you regulate the use of these various systems? The answer: Passwording. Now only those who know the password can run your programs.

Thanks to the article, "Unlistable Lines for the TRS-80" by Paul Tiernan, which appeared in the December 1981 issue of *Creative Computing*, the idea to password a program and then make the password unlistable came to be. (Note: this program is adapted to work with TRS-80 Level II, Models I and III).

For those of you who may have missed Paul's article, he outlines a way to generate invisible lines . . . let's review:

1. Type in the program line that you want to hide (the line must have fewer than 115 characters).

2. List the line you intend to make invisible, and check to see that it contains the correct information.

3. Count the number of characters in the line, including the line number and all spaces in the line.

4. Enter the edit mode by typing EDIT (line #) and pressing ENTER. Type X to display the entire line and move the cursor to the end of the line.

5. Type :REM, then type the same number of characters that you just counted in step 3, plus five more, adding to the end of the program line. These can be any characters, because they'll never be seen again — just be sure to count correctly.

6. Press the SHIFT and UP ARROW keys simultaneously.

7. Type the number corresponding to the number you counted in step 3, plus 5 (this number won't appear on screen as you type it), then press the backspace key. (Example: if you counted 31 characters and spaces in step 3, you type the number 36, then press backspace. This should place the cursor right behind the "M" in REM. If it doesn't, type X and go back to the beginning of this step.)

8. Again type the number you typed in step 7, then press the C key, but don't press ENTER yet!

9. Start pressing the backspace key, and keep pressing it until the cursor "wraps around" to the end of the preceding line (Note: wrapping the cursor up to the edge of the last line is an addition to the procedure described by Paul Tiernan. By doing this, you can eliminate a blank line of space when the program is listed on screen.)

10. Now press ENTER. You can run or list the program as much as you like, and you'll never see the hidden line.

Now let's take a look at a simple program and see how it can be passworded, then make the password statement disappear when the program is listed on the screen.

```
10 PRINT "THIS PROGRAM IS PASSWORDED"  
20 PRINT "PASSWORD PLEASE"  
30 INPUT A$
```

```
31 B$="HELLO"  
40 IF A$=B$ THEN GOTO 60  
50 IF A$<>B$ THEN GOTO 20  
60 PRINT "GOOD WORK!"
```

The password, "HELLO", is assigned in line 31. Now if you were to enter this program and list it, the password would appear just as you entered it, since every line of the program is shown. Let's make line 31, the password instruction statement, unlistable.

1. List line 31. You'll find there are 13 characters and spaces, so add five to 13 for a total of 18.

2. Type EDIT 31 and press ENTER. You are now in the edit mode, so press X to list the line and get the cursor to the end of the line.

3. Type :REM123456789012345678

4. Press the SHIFT and UP ARROW keys simultaneously.

5. Type the number 18 and press the backspace key once.

6. Type the number 18 again followed by the letter C.

7. Press the backspace key until the cursor wraps around to the end of the preceding line.

8. Press ENTER and LIST the program.

Your listing on the screen will now display everything except line 31, which contains the password statement. Type RUN and test your program, and you'll find that without entering the password assigned in line 31, the program will not run. You have just gained control of your programs, and can regulate their use.

As with any system, there are ways to beat the game. If your TRS-80 has a printer you can list the program and all the lines will appear on the printout, because the printer cannot erase over itself. There is also the remote possibility that someone might guess the line number of your hidden line and use the EDIT mode to reveal that line. This merely means you have to be a bit more selective as to how you password your program. If you want, you can make the entire password sequence unlistable. The following is an example of how that can be done:

```
1 PRINT "PASSWORD PLEASE"  
2 INPUT Z$  
3 X$="HELLO"  
4 IF Z$=X$ THEN GOTO 10  
5 IF Z$<>X$ THEN GOTO 1  
10 PRINT "HELLO, WHAT IS YOUR NAME?"  
20 INPUT A$  
30 PRINT "WHERE DO YOU LIVE?"  
40 INPUT B$  
50 PRINT "IT'S VERY GOOD TO MEET YOU,"  
60 PRINT A$;"FROM";B$  
70 PRINT "GOOD WORK, YOU BROKE THE PASSWORD!"
```

Now, using the instructions given above, make lines 1 through 5 of this program unlistable, then list the program. When the program is displayed on the screen, only lines 10 through 70 will be shown. Lines 1 through 5 will appear for an instant, but they are erased so quickly that the

unsuspecting will never notice. If you want to make the password sequence even more difficult to find, don't program it on consecutive lines. Hide the passwording throughout the program on any unused address lines.

As you can see (or maybe we should say as you *can't* see) the invisible password and its uses are as extensive as you want them to be.

Jake Siepert
Rt. # 1, Box 4
Rexburg, Idaho 83440

Brett Hobbs
2330 Calico
Idaho Falls, Idaho 83402 ■

BEGINNER'S CORNER

continued from page 24

interesting of any I've come across. Each explains something about basic that the other left out or described poorly. For example, the Heiserman text doesn't discuss much on string packing. (For you beginners, this is a means of putting graphic characters into a string variable. The purpose is to allow for fast graphics.) Barden points out that the fastest subroutine for graphics involves using the PRINT routine. If you poke the graphic characters into a string and then PRINT the string variable, you can approach machine language smoothness in animation. The best examples of the use of this technique is in the work of Leo Christopher-son, who, I believe, discovered the technique itself.

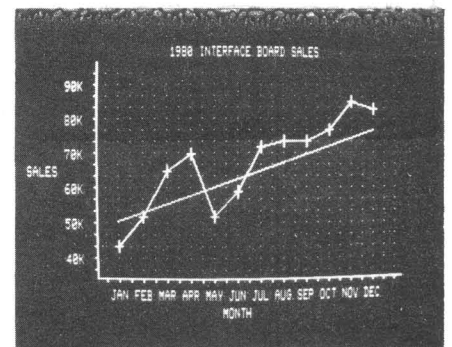
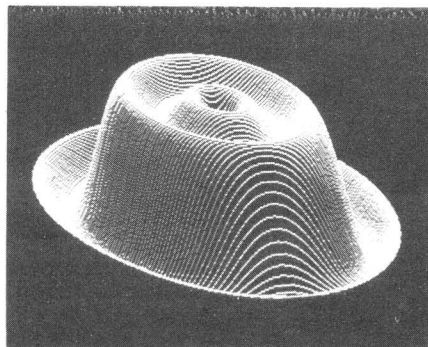

Since my discussion of these books, there is one more text I would recommend. (Do you believe this guy?) My reason for recommending it is that it covers a topic that the others don't cover. They each talk about machine code and basic programming techniques for the TRS-80 Level II machine, but none of them discuss the differences between the Model I and the Model III. The basic techniques may be universal. However, if you want to do some fancy work, there are times when you should be careful where you POKE around.

The text is called *Fast BASIC: Beyond TRS-80 BASIC* by George and Thomas Gratzler. Like the Rosenfelder book, there is a program disk available (I haven't gotten it yet) that contains a BASIC monitor that allows you to watch your machine do its thing. The text also points out the differences in specific ROM locations that you might want to use in your transition from BASIC programmer to machine language *and* BASIC programmer.

I don't think that this text is perfect. I find some of the explanations too short and often feel as if they were not as complete as they could have been. That's why I'm glad that having other texts on similar subjects is possible and not all that expensive.

It's unfortunate that no one has written the perfect text on the BASIC ROM or on BASIC for the TRS-80 for all the Radio Shack machines. In the same way, no one has written the perfect text for those in the middle of programmer growing pains, that is, between BASIC and

continued on page 60



Mod III

GRAFYX SOLUTION™

\$299.95

- 512 × 192 Dot Graphics increases resolution 16X (better than Apple)
- Extensive Business, Personal, Educational, and Scientific applications
- 14 BASIC commands set and reset Points, Lines, Circles, Boxes, etc.
- Allows Display and Printout of detailed Line, Bar, and Pie graphs
- 80 Character/line display compatible with BASIC programs and DOS
- Price includes 98K bits memory, 30 programs, 52 page manual
- Plug-in, clip-on board eliminates soldering for easy installation

Manual only \$15
Products guaranteed
Dealers welcome

MICRO-LABS, INC. 214-235-0915
902 Pinecrest, Richardson, Texas 75080

FREE shipping
Prepaid or COD
Tx. res add 5%

COMPUTRONICS:

December 1982 47

PERT — A PLANNING AND CONTROL TECHNIQUE

C. Brian Honess

PERT (Program Evaluation and Review Technique) was created in the late 1950s, during the development of the Polaris Ballistic Missile, by the management consulting firm of Booz, Allen and Hamilton. As a planning, communication, control and reporting tool, PERT has been credited with bringing the Polaris to combat readiness over two years ahead of the original schedule. Several offshoots and variations of PERT have evolved, including LESS, PACT, RAMPS, and PERT/COST. CPM (Critical Path Method) is another similar planning and control tool.

The PERT Network

After the objective of a project has been clearly specified, a PERT "network" can be drawn. The network is a pictorial representation of all the interrelationships of activities and events that comprise a project. The value of having a network is clear, when other methods of scheduling and planning are examined. For example, one of the widely-used graphic display scheduling techniques is the Gantt Chart, which usually has a time scale running along the horizontal axis, with the rows of the chart representing machines, departments, or some other division of the facilities which are necessary to do the job. The Gantt Chart can reveal whether sufficient resources and capacity are available to handle the work load and help determine whether the work load is equally distributed among departments or machines. However, the Gantt Chart must be continually updated by hand; and jobs often must be rescheduled without the interrelationships among them being readily apparent.

Although it provides information on interrelationships among activities, the PERT network has not replaced the Gantt Chart. In fact, it is common in many cases to transcribe PERT information into a Gantt-type of display chart. This is usually done for the benefit of people who are not familiar with network displays or with the format of the computer output of a PERT program. Since PERT deals only with the time constraint and does not consider such other constraints as quality or quantity, it is understandable that PERT should be integrated with other methods of control and planning, which consider these other constraints.

In addition to providing a pictorial delineation of the interrelationships of activities making up a project, PERT provides a method for getting timely and continuous progress reports, which can help identify potential problem areas where remedial action may be required. It is also possible to use PERT for the simulation of the effects of various alternative decisions which may be under consideration. This allows management to study the effect of alternatives upon program deadlines. The availability of computers to process PERT networks facilitates such study. In addition, PERT supplies estimates of the probability of successfully meeting deadlines. The larger and more complex projects are, the greater are the benefits likely to result from PERT. In summation, PERT can be a useful tool in allowing management to organize existing data into a more meaningful form for immediate use.

It is obvious that networks can be drawn for a project in varying degrees of detail. For this reason, a "skeleton network" is usually drawn first. The skeleton network displays the overall logic of the project and serves as a basis upon which to expand into greater detail. On the first try, it would be extremely difficult to draw a detailed network for a complex project like building a computer. A skeleton network can contain events that would later be expanded into many hundreds of events, and the overall logic of the project could be displayed.

In PERT, an "event" is defined as being a specific instant of time, either the start or the completion of a task, while an "activity" is the work that is required to accomplish an event. In the PERT network, an event is represented by an ellipse, and an activity is represented by an arrow. The computer program being used will specify the way in which events and activities are to be numbered, and various rules and methods for the formulation of the basic network will prevail. It is common practice in PERT to work backwards through the network, since it is usually easier to think of the work that precedes an activity than it is to think of the work that follows a particular activity. It has also been found that it is easier to work backward along a path that involves physical activities, such as installing, making, or finishing an object, and then to add the more abstract activities like designing, ordering, and training.

There are several ground rules for handling the events and activities in a network. Each activity must have a predecessor and successor event; no activity may start until its predecessor event is completed; and no given event can be followed by a path of activities which leads back to that same event, i.e., no looping. A short description is placed in each event ellipse, together with a "C" or an "S", depending upon whether "Completed" or "Start" applies to the event. Figure 1 illustrates a section of a PERT network, showing several events and activities involved in fabrication, wiring and assembly of a product "Q".

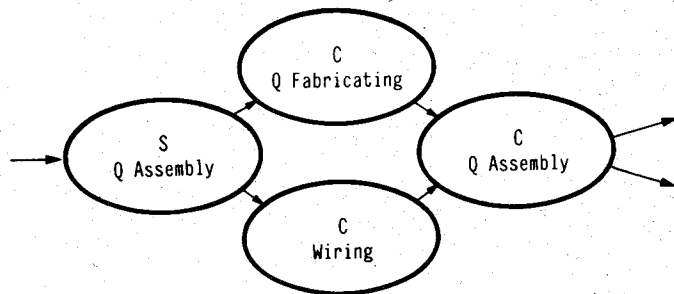


Fig. 1

After completion of the drawing of the network, time estimates are made for all of the activities. There are several rules which help you arrive at "unbiased" time estimates, and when these rules are followed, each activity yields a group of three time estimates:

1. $t(o)$ (optimistic time) which is the length of time

required if no complications or unforeseen difficulties arise.

2. $t(m)$ (most likely time) which takes into consideration normal circumstances and some allowance for some unforeseen delays.

3. $t(p)$ (pessimistic time) which is the length of time required if unusual complications or unforeseen difficulties.

One of the rules PERT users sometimes use assigns a rule-of-thumb probability to both $t(o)$ and $t(p)$ such that there is only one chance in 100 that the activity can be accomplished in less than $t(o)$ and one chance in 100 that the activity will take longer than $t(p)$. Symbolically, $p(T + t(o)) = 0.01$ and $p(T - t(p)) = 0.01$.

The three lengths of time thus obtained are entered on the network drawing in the particular units of time being employed (hours, days, weeks, etc.), as in Figure 2.

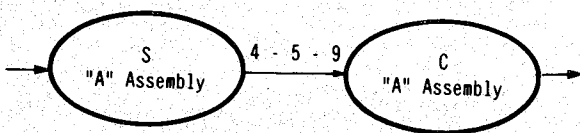


Fig. 2

There is one time estimate which must be calculated, and this is the "expected time" (or "average time") symbolized by $t(a)$. The expected time is a weighted average of the optimistic time, the most likely time, and the pessimistic time, and is customarily calculated using the following formula:

$$t(a) = \frac{t(o) + 4t(m) + t(p)}{6}$$

The $t(a)$ time is placed under the corresponding activity arrow in the network (Fig. 3).

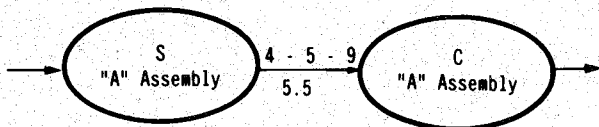


Fig. 3

We can diagram the various time figures as Figure 4, with the distribution being a "beta" distribution, and using example times, $t(o)$, $t(m)$, and $t(p)$, or 4 - 5 - 9, and $t(a)$ computed as:

$$t(a) = \frac{4 + (4 * 5) + 9}{6} = \frac{33}{6} = 5.5$$

Figure 4 indicates that the area under the curve is divided into two equal parts by the 5.5 $t(a)$ line and therefore, that the probability is 0.5 that the activity will require more time than 5.5 and also 0.5 that the activity will not require more time than 5.5 units of time.

PERT Example

Suppose you've decided to install a new computer and software system in a room of your home or office. There is

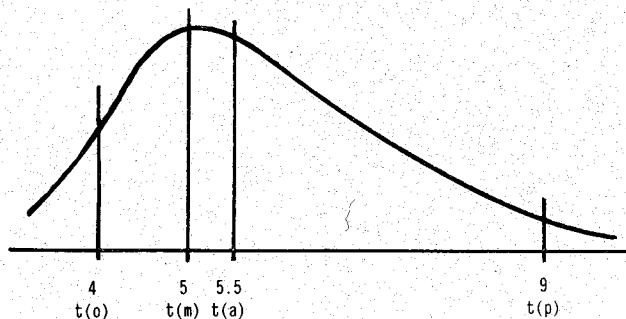


Fig. 4

currently some equipment there, which won't be used with the new system. The new system will require different supplies (paper, ribbons, diskettes, etc.) and will also require a phone line for off-premises data collection, and tie-in to another system. You prepare a listing of the tasks to be accomplished (in no particular order):

1. Purchase software package
2. Purchase supplies
3. Purchase hardware
4. Install hardware
5. Test hardware
6. Modify software package
7. Test system
8. Install new furnishings
9. Paint room
10. Install new phone equipment
11. Remove old system
12. Install new power system

The PERT network in its early stages may be diagrammed as in Figure 5.

(See Figure 5 on page 50.)

Figure 6 shows the network after the time estimates have been entered. Note also that the events have been replaced by numerical codes for easier handling in the computer program.

(See Figure 6 on page 50.)

Figure 6 also introduces two new concepts: (1) dummy activities and (2) the critical path. A dummy activity, like activity 130-140, represents no work expenditure. It is only inserted to help maintain the logic of the network. Since every event ellipse is identified as starting something or completing something, the network will be more easily understood if the starting point and completion point of an event can each be identified. Since the start of an activity which is not represented by a start ellipse is that point in time immediately following the completion of the predecessor event, it is often not necessary to show both of these instantaneous points in time. However, if the logic of the interrelationships, and the ease of understanding the network can be improved by the inclusion of dummy activities, such dummy activities will help avoid confusion and thereby show a truer description of the project tasks. In this case, the event numbered 130 (complete system

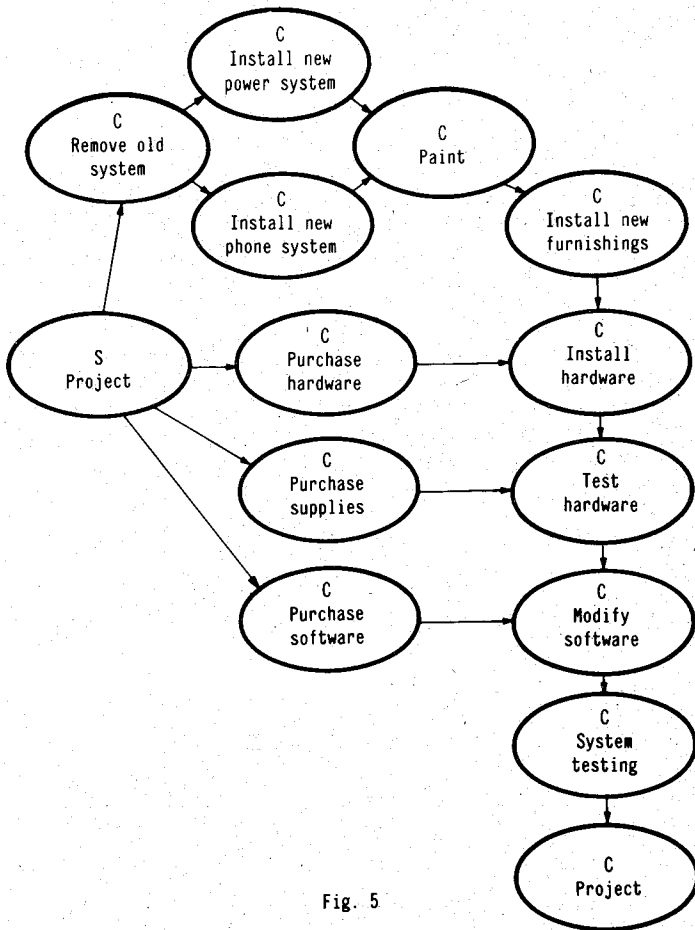


Fig. 5

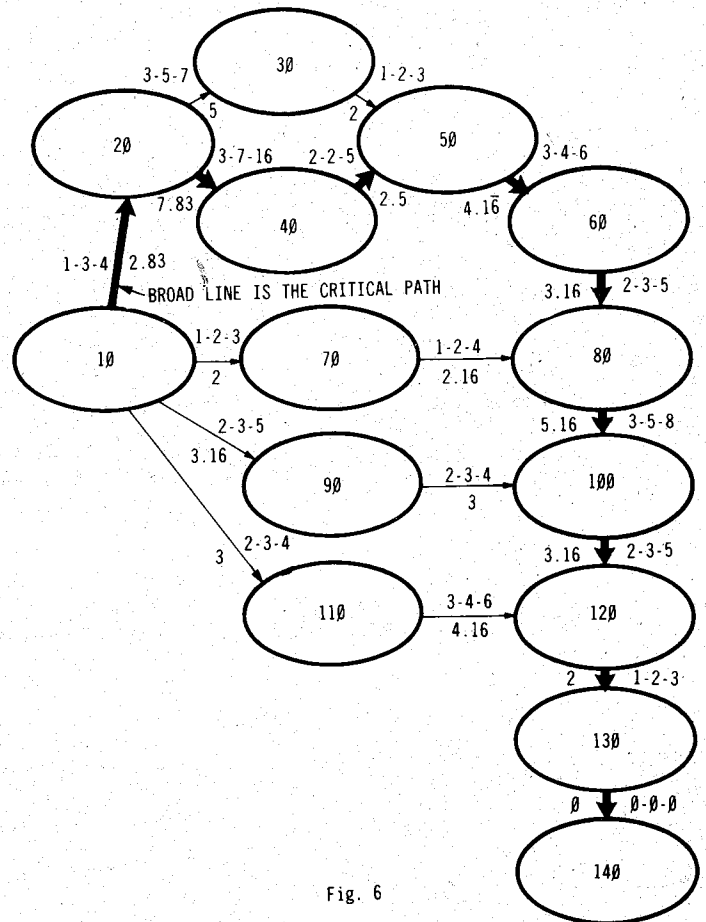


Fig. 6

testing) corresponds with the completion of the project, but the inclusion of event 130 with the dummy activity 130-140 maintains the logic of the network. The alternative method would be to eliminate event 130 and assign the 1-2-3 time estimates to activity 120-140.

The critical path is simply the longest path through the network. The critical path in this example can easily be determined by inspection, using the $t(a)$ times. We first look at the longer of the 20-30-50 and 20-40-50 paths. Using the longer, we next determine the longer of the 10-20-50-60-80 and 10-70-80 paths, and proceed in like fashion until the critical path is identified, by using the $t(a)$ times in each case.

Three additional figures must next be calculated; the earliest expected time, $T(E)$, the latest allowable time $T(L)$, and the Slack time. The earliest expected time is the time when an event can be expected to be completed, and amounts to the sum of the expected times ($t(a)$) which precede it, with the longest $t(a)$ being used where there is a choice, since an event cannot be achieved until all of the preceding activities are completed. The latest allowable time is that time by which an event must be achieved if the project is to be completed on schedule. The slack time for any path is the difference between the time scheduled for the project and that which is needed for the path. Slack can be positive or negative, and is positive if the time at which the final event of the path occurs is a time earlier

than the project completion date. The slack is negative if it is a path with a longer time than the completion date. (Note that the path with the most negative slack is the critical path.)

For the example, we will assume that the scheduled completion time for the project is 30 days. After performing the necessary calculations, Figure 6 can be transformed into the tableau shown in Figure 7.

(See Figure 7 on page 52.)

The calculation of the latest allowable time, $T(L)$, is done in a manner opposite to that of the $T(E)$ calculation, in that the $t(a)$ for each activity is subtracted progressively starting from the scheduled completion date, or the $T(E)$ of the ending activity, if there is no $T(S)$. This process continues back to the activity for which the $T(L)$ is desired. Where there are two or more paths, the lower figure is used.

For an example of a $T(E)$ calculation, suppose we wanted the $T(E)$ of event 60. We sum the $t(a)$'s for the activities preceding event 60, using the longest $t(a)$ time where there is a choice. Activity 10 - 20 $t(a) = 2.83$. Activity 20 - 50 necessitates using the path through event 40, so we would add the $t(a)$ of activity 20 - 40 (7.83) and

Attention BARGAIN HUNTERS

Receive Hundreds of Classified Ads
Like These Every Month

HARD DISK DRIVE Diablo Mod 31
1.2 MByte std. density. Includes
power supp. and cable, rack mount
slides, amd manual. Excellent
condition. \$450. Call 1601

IMPACT PRINTER 165 CPS Serial
and parallel interfaces-Eight
Selectable character sizes-Single
and double width characters-uses
standard plain paper - same
mechanism as the integral data
system. 1 year old \$589.

HEATHKIT H-11/DEC LSI-11
system, 32K Byte storage, reader 1
punch, video terminal, complete
software. Cost \$4500 assembled,
\$3500 kit. Like new. Sell for \$2250.
305-962-6677. 2058 Griffin Rd., Ft.
Lauderdale, FL 33312.

FOR SALE: Interdata (Perkin-Elmer)
7/16 Mini with 32KB core, front
panel, 50A PWR supply. Includes
HS tape reader, interfaces for LP, 2
(TTY), and RS-232 (Full duplex,
programmable). Includes manuals
and much SW (Basic, Fortran, OS
etc.). \$800 - After 6 PM (313) 2035

COMPUTER AUTOMATION ALPHA
16; 16 k-word core memory, RTC
PF-R. Modified Mod. ASR-33 TTY
Manuals, utilities, assemblers and
many option boards - 16 bit I/O
Driver, 16 bit I/O, Asynch modem
contr. 64 bit output, 10 bit A/D -
D/A. Fairly complete documenta-
tion. Up and running in Fortran.
Not much more than TTY at \$1000.
Herb Sauer, 303-494-8724.

FOR SALE: Heath H9 video ter-
minal, excellent condition, \$175 or
best offer. You ship. [214] 962-4484

WANTED: DIGITAL Group 32K
memory board without memory
chips and Phi deck controller board
(kit, assembled or not working).
Call 1510 NW 35th.

PET COMPUTERS moving up to LSI-
11. Pet business system priced to
sell. PET 2001-16N Computer \$800;
2040 Dual Floppy 340K (holds more
data than 6 TRS-80 disks) \$1,100.
Digital cassettes (2) \$60 each.
System complete with Text Editor,
disk sort, database software, real
estate software and more \$2,100.
Call PAUL (313)971-8447

COMPUTER SHOPPER, the new buy, sell, and trade publication, is ready to help you with the latest information on personal, small business and large-system computers, accessories and software.

Each ad-packed issue is full of bargains you are looking for. Included are ads from individuals throughout the United States who are selling their good, pre-owned equipment just so they can trade-up to new equipment coming on the market.

But, COMPUTER SHOPPER'S bargains won't be yours unless you subscribe. This useful, money-saving publication can become your way to communicate with other buyers, sellers, and traders all over the nation.


Whether you are a hobbyist or a part-time user, COMPUTER SHOPPER will put you in touch with the nationwide computer marketplace in time for you to take advantage of bargain opportunities.

Have something to sell? A COMPUTER SHOPPER subscriber probably wants to buy it.

Looking for a part, component or even a complete system? A COMPUTER SHOPPER subscriber probably wants to sell it.

COMPUTER SHOPPER is THE marketplace for anything in computers and is read by thousands of people who are ready to buy.

COMPUTER SHOPPER offers a unique format in which classified ads are categorized for fast location of specific items. Combining this with low individual ad rates — 12 cents a word —



makes it the ideal place for buyers and sellers to communicate. And, its mix of individual, dealer, and manufacturer ads enable subscribers to find what they want at the best price possible.

COMPUTER SHOPPER will work for you in other ways, too. If you are just thinking about getting into computers, it can help you learn product availability and prices before you make a decision. And, through the timely ads, COMPUTER SHOPPER will keep you abreast of changes in the market which could create bargain opportunities for you.

BUT COMPUTER SHOPPER cannot work for you unless you subscribe.

Want to look us over first? We'll give you your first issue FREE and then bill you for the next 12. If you are not convinced COMPUTER SHOPPER suits your needs, just write "cancel" on the invoice and return it.

And, to let COMPUTER SHOPPER start working for you right now, with a paid subscription we'll also give you a FREE classified ad to sell your pre-owned equipment or to find equipment you want.

If you don't need to use the free classified ad now, use it anytime during your subscription.

Subscription: \$10/year, 12 issues plus your first free one. Bank cards accepted. Money back guarantee.

The Nationwide Marketplace for Computer Equipment
COMPUTER SHOPPER
P.O. Box 23 • Titusville, Florida 32780
Telephone 305-269-3211

MasterCharge or VISA orders only, call TOLL FREE 800-327-9920.

Suc- cessor event	Prede- cessor event	to	tm	tp	ta	TE	TL	Slack
140	130	0	0	0	0.00	30.83	30.00	-0.83
130	120	1	2	3	2.00	30.83	30.00	-0.83
120	110	3	4	6	4.16	7.16	28.00	20.83
120	100	2	3	5	3.16	28.83	28.00	-0.83
110	10	2	3	4	3.00	3.00	23.83	20.83
100	90	2	3	4	3.00	6.16	24.83	18.66
100	80	3	5	8	5.16	25.66	24.83	-0.83
90	10	2	3	5	3.16	3.16	21.83	16.66
80	70	1	2	4	2.16	4.16	19.66	15.50
80	60	2	3	5	3.16	20.50	19.66	-0.83
70	10	1	2	3	2.00	2.00	17.50	15.50
60	50	3	4	6	4.16	17.33	16.50	-0.83
50	40	2	2	5	2.50	13.16	12.33	-0.83
50	30	1	2	3	2.00	9.83	12.33	2.50
40	20	3	7	16	7.83	10.66	9.83	-0.83
30	20	3	5	7	5.00	7.83	10.33	2.50
20	10	1	3	4	2.83	2.83	2.00	-0.83

Critical path

Fig. 7

Successor event	Predecessor event	to	tm	tp
250	240	2	3	4
250	230	2	5	10
250	220	1	2	4
250	210	3	3	5
240	200	3	7	16
240	190	4	6	10
240	120	12	15	21
230	180	12	15	24
220	170	5	10	16
210	200	0	0	0
210	160	2	2	5
200	150	12	16	26
190	140	1	1	2
180	130	3	4	6
170	130	2	4	5
160	130	10	14	20
150	130	3	5	8
150	120	1	1	2
140	120	2	3	5
130	110	9	14	22
120	110	5	8	14

Fig. 11

the $t(a)$ of activity 40 - 50 (2.5). The $t(a)$ of activity 50 - 60 is 4.16, and these four figures would sum to 17.33, which is the figure recorded in the $T(E)$ column and the event 60 row of Figure 7. Suppose further, that the $T(L)$ of event 60 is desired. The sum of the $t(a)$ times from event 140 back to event 60 is subtracted from $T(S)$ (30). This equals: $30 - (2.0 + 3.16 + 5.16 + 3.16) = 30 - 13.5 = 16.5$ which appears in the $T(L)$ column and the event 60 row of Figure 7.

Statistical Computations

The information calculated and delineated to this point can now be used to determine the probability of meeting the scheduled date. To recap briefly what has been calculated; the expected time $t(a)$ divided the probability distribution into equal parts with one half of the area under the beta curve on each side and therefore a probability of success of 0.5. If we sum the $t(a)$'s along the longest path in the network (the critical path), we get the earliest expected time $T(E)$ of the project, which has a 0.5 probability of being met. It is extremely doubtful that a certain project would have a scheduled completion date that coincided with the earliest expected time of the end event. Therefore, the probability of meeting the scheduled date would not be the 0.5 probability, but some other figure. The PERT user can find out this probability.

To determine this probability, we will make use of the fact that the probability distribution of $T(E)$ for a project which has many activities is approximated in PERT by the normal distribution. We will therefore be concerned with normalization of our parameters so that we can use the normal distribution. To continue with the example, we are

assuming the scheduled time, $T(S)$, is 30 days, and we already know that $T(E)$ is 30.83 days. This information can now be transferred to a simple normal distribution graph, such as Fig. 8, to provide an indication of the problem in visual form.

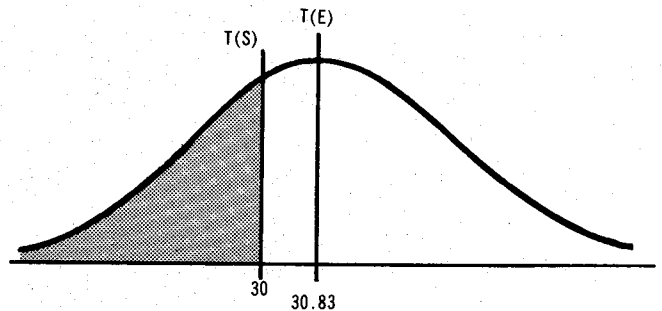


Fig. 10

The problem now becomes one of calculating the shaded area on Fig. 8. We have several formulae which make use of the standard deviation (σ) of $T(E)$ and the variance (σ^2). The basic formula can be stated as follows:

$$\sigma = \frac{T(S) - T(E)}{\sigma(\Sigma\sigma^2)}$$

where:

$T(S)$ = scheduled completion time

$T(E)$ = earliest expected time

$\Sigma\sigma^2$ = sum of the variance of the activities on the critical path (or other paths being considered).

$\sigma(\Sigma\sigma^2)$ = standard deviation of the sum of the variances

But σ , above, cannot be calculated as yet, because we do not know $\Sigma\sigma^2$.

To find the variance, σ^2 , we use another PERT formula:

$$\sigma^2 = \left[\frac{t(p) - t(o)}{6} \right]^2$$

for each activity on the path, and then sum to get:

$$\Sigma\sigma^2 = \Sigma \left[\frac{t(p) - t(o)}{6} \right]^2$$

The calculations for the example are:

Successor event	Predecessor event	t_o	t_p	$t_p - t_o$	$(t_p - t_o)^2$
140	130	0	0	0	0
130	120	1	3	2	4
120	100	2	5	3	9
100	80	3	8	5	25
80	60	2	5	3	9
60	50	3	6	3	9
50	40	2	5	3	9
40	20	3	16	13	169
20	10	1	4	3	9
				Sum:	243

Fig. 9

$$\Sigma\sigma^2 = \Sigma \left[\frac{t(p) - t(o)}{6} \right]^2 = \frac{243}{6^2} = 6.75$$

$$\sigma = \frac{T(S) - T(E)}{\sigma(\Sigma\sigma^2)} = \frac{30.0 - 30.83}{\sigma 6.75} = \frac{-0.83}{\sigma 6.75}$$

To find the σ of the $\Sigma\sigma^2$, (6.75), we simply take its square root, so that the calculations continue as:

$$\frac{-0.83}{\sqrt{6.75}} \cong \frac{-0.83}{2.598} \cong -0.32075$$

This last figure is now used as the entry to a table of the normal distribution, and the area under the shaded portion of Fig. 8 is found to be approximately 0.374486, which is interpreted in PERT to mean that there is a probability of 0.374486 that the project will be completed by the scheduled date or earlier.

Interpretation of Probability Figure, and "Crashing"

Depending upon the PERT user's interpretation of the probability figure, it can serve as the basis for several

courses of action. If it is very low, the probability of meeting the schedule date is so low that the critical path time must be shortened. If it is very high, the likelihood of meeting the schedule date will be so high that a firm may want to consider utilizing some of the projects resources elsewhere in the firm on different projects. There is no fixed range of acceptability probability. Perhaps the acceptable range might lie between probability figures of 0.25 and 0.30 at the low end, and 0.60 and 0.65 at the high end. Beyond these figures, it could be suggested that a shortening of the critical path time be investigated for the low probability case, or a moving of resources to other uses for the high probability case.

The course of action chosen should not depend only upon the probability of meeting the schedule date. This is because it is possible to have a low probability figure in a case when the time estimates are quite certain and the cumulative variance is small. The magnitude of the difference between the scheduled completion date and the date of expected completion will therefore be of interest of the PERT user.

If the decision is made to shorten the critical path, there are several ways in which this may be done. It might be possible to eliminate some non-essential or not-very-essential activities. Of course, the additional risk of, say, elimination of time consuming tests or any other activities, would have to be weighed against the time reduction achieved. Resources can be transferred from slack paths to critical paths. In some cases, where resources can not be easily transferred, it may be necessary to add resources. Added resources often mean the addition of manpower, and this can be accomplished in several ways: for example, overtime, extra employees, or subcontracting. It may be possible to either temporarily or permanently substitute a part of parts for other parts having long delivery times or special characteristics which can be waived. It may also prove possible to parallel activities that originally occurred in series. An example of this method of time reduction would be the paralleling of painting, installation of the new power system, and installation of the new phone equipment, in the example. The risk here would be that of getting paint on the electrical equipment, on the phone installer, etc.

In very large PERT programs, it is common practice to examine the first two to six or so critical and sub-critical paths. This is because a shortening of the critical path might result in sub-critical paths becoming equal to it, and therefore, critical, or a new critical path may be formed.

PERT users should also realize that a critical path may always be bypassed by chance, since it is only most likely to be critical. Therefore, resource tradeoffs or crash measures will not have a probability of 1.0 of achieving the desired results.

Critical path time reduction can sometimes be accomplished by improving the variance along the critical path. This would be done by utilizing whatever control and expediting facilities exist. The target date would not be changed but there would be a reduction in the risk of deviating substantially from the target date.

The BASIC Program

The program, though long, is fairly straight-forward, and does all of the calculations previously discussed, plus it will sort input activities, so that they need not be entered in any particular order. This is especially desirable when input is being entered from a drawing of a network.

The program is currently formulated for up to fifty activities. This can be changed by modifying line 110. There will be enough room to add a few activities if you're using a 16k machine, and of course if you have additional memory, these dimensions can be raised considerably.

The mainline of the program, through line 999, simply calls various subroutines. This is basically an aid to testing and debugging.

Subroutine 1000 prints the basic PERT tableau. Screen display of the various times is limited to integers for the three time estimates, and is rounded to one decimal place for the calculated values in the last four columns. Since the tableau is likely to be larger than one screen can hold, the user is given the chance to scroll through it two or more times, before returning to the mainline program.

Subroutine 2000 is for inputting the data matrix. The successor event number, the predecessor event number, and the optimistic, most-likely, and pessimistic time estimates are entered in that order. A trailer row of all zero values is entered to terminate the input loop. In case an error is made that isn't caught until the line number, and then you are given a chance to "repair" the line before the program returns from the subroutine. The scheduled completion time is also input in this subroutine.

Subroutine 3000 allows the screen display to remain until the user presses the space bar. This routine is used several places in the program, and is called from some of the other subroutines.

Subroutine 4000 sorts the input matrix into a descending order PERT tableau, with the sort key being the successor event number.

Subroutine 5000 calculates the $t(a)$, $T(E)$, $T(L)$, and Slack columns. The $t(a)$ column is easily calculated, since it holds weighted averages of the values in the $t(o)$, $t(m)$, and $t(p)$ columns. The $T(E)$ column is calculated by working "up" the tableau from the bottom, beginning in line 5210 of the program. The $T(E)$ is the sum of the expected times ($t(a)$) which precede it, with the longest $t(a)$ being used where there is a choice. The $T(L)$ column is calculated, starting in line 5420, by working "down" the tableau. Here, we start with the scheduled completion time, $T(S)$, and the $t(a)$ for each activity is subtracted progressively starting from the $T(S)$ and working down. Where there are two or more paths, the lower figure is used. The slack column is easily calculated by subtracting $T(E)$ from $T(L)$ for each activity.

Subroutine 6000 finds and prints the critical path. The critical path is found by first finding the lowest value in the slack column, and then identifying all of those activities that have this value. In lines 6060 to 6135, the slack times are rounded to one digit to the right of the decimal. This is so that slight computational differences and roundoff errors won't produce slack values that are very close but not exactly equal. If this were to happen, the activities associated with slack values only very slightly high, would not be identified as being on the critical path.

Subroutine 7000 calculates the various statistics leading up to the calculation of the probability of meeting the scheduled completion date. This subroutine then calls subroutine 8000 which does an integration of the area under the standard normal distribution. This subroutine uses the Trapezoidal Rule with interval widths of 0.01. This insures accuracy to the 5th or 6th digit to the right of the decimal.

Subroutine 9000 is simply some opening literals for the screen at the start of the run.

Figure 10 depicts the network for a nice little problem which will illustrate the use of the program. It is from a book by Harry F. Evarts, called *Introduction to PERT* (Boston: Allyn and Bacon, Inc., 1964), which I suggest for additional reading on the subject. We'll not worry about what wording goes with the event numbers, and the three time estimates will be presented in a worksheet for the tableau, shown as Figure 11.

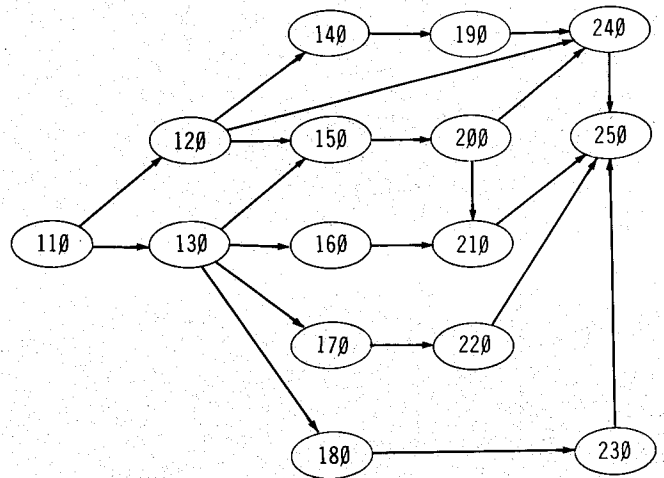


Figure 10

(See Figure 11 on page 52.)

After some opening remarks, the computer will ask that you input the starting matrix. Just to show that it works, enter the above table upside-down, and it will be stored. It should be entered as follows:

```
1? 120,110,5,8,14
2? 130,110,9,14,22
3? 140,120,2,3,5
```

```
19? 250,220,1,2,4
20? 250,230,2,5,10
21? 250,240,2,3,4
22? 0,0,0,0,0
```

When asked for the scheduled completion time, enter 45. The screen shown in Fig. 12 will now be printed

```
*****
SUC-    PREDE-
CESSOR  CESSOR
EVENT  EVENT    T(O)  T(M)  T(P)  T(A)  T(E)  T(L)  SLACK
*****
250    240      2     3     4     3.0  47.5  45.0  -2.5
250    230      2     5     10    5.3  40.0  45.0   5.0
250    220      1     2     4     2.2  30.7  45.0  14.3
250    210      3     3     5     3.3  40.0  45.0   5.0
240    200      3     7     16    7.8  44.5  42.0  -2.5

140    120      2     3     5     3.2  11.7  34.5  22.8
130    110      9    14    22    14.5  14.5  12.0  -2.5
120    110      5     8     14     8.5   8.5  16.0   7.5
*****
```

Fig. 12

The computer then finds the critical path, and Fig. 13 is printed:

SUCCESSOR EVENT	PREDECESSOR EVENT
250	240
240	200
200	150
150	130
130	110

Fig. 13

The last screen then shows that the sum of the variances along the critical path is 15.6389; the scheduled completion time, T(S), is 0.632175 standard deviations below the earliest expected time, T(E); and the probability of completing the project by the scheduled completion time or before, is 26.4351%.

Summary

PERT can be applied to many management tasks to achieve lower cost and reduce project time and manpower needs. It has value in non-routine and non-repetitive operations, and differs from many other scheduling techniques in that it shows the interrelationships of activities and events that comprise a project. PERT is often integrated with other methods of planning and control since PERT does not include cost, quantity, and quality constraints in its basic configuration. PERT requires no sophisticated mathematics beyond a nodding acquaintance with statistics; and the computer allows a further reduction in handling the mathematical aspects of the problem.

```
10 REM
11 REM *****
12 REM *
13 REM * PERT (PROGRAM EVALUATION AND REVIEW TECHNIQUE) *
14 REM *
15 REM * BY: C. BRIAN HONESS *
```

```
16 REM * COL. OF BUS. ADM. *
17 REM * UNIV. OF SO. CAROLINA *
18 REM * COLUMBIA, SC 29208 *
19 REM *
20 REM *****
21 REM
100 CLEAR 100
110 DIM M(50,5), T(50,9)
120 GOSUB 9000
130 GOSUB 2000
140 GOSUB 4000
150 GOSUB 5000
160 GOSUB 1000
170 GOSUB 6000
180 GOSUB 7000
190 PRINT : PRINT " THAT'S IT! HIT 'BREAK' AND"
200 PRINT " ENTER 'RUN' TO GO AGAIN."
210 GOTO 210
999 END
1000 REM *** PRINT TABLEAU ***
1010 CLS : PRINT STRING$(64, "*");
1020 PRINT " SUC- PREDE-"
1030 PRINT " CESSOR CESSOR"
1040 PRINT "EVENT EVENT T(O) T(M) T(P) T(A) T(E)
T(L) SLACK";
1050 PRINT STRING$(64, "*");
1060 A$ = " ### ## ## ##.##.##
##.###.#"
1070 FOR R = 1 TO N
1080 PRINT USING A$; T(R,1),T(R,2),T(R,3),T(R,4),T(R,5),T(R,6),
T(R,7),T(R,8),T(R,9);
1090 NEXT R
1100 PRINT : INPUT " WANT TO SEE IT AGAIN ( YES / NO ) "; Y$
1110 IF Y$ = "YES" THEN 1010
1990 RETURN
2000 REM *** INPUT EVENT NUMBERS AND TIME ESTIMATES ***
2010 CLS : PRINT
2020 PRINT " ENTER EVENT NUMBERS AND THE THREE TIME"
2030 PRINT " ESTIMATES IN THE FOLLOWING ORDER : "
2040 PRINT
2050 PRINT "SUCCESSOR PREDECESSOR OPTIMISTIC MOST-LIKELY
PESSIMISTIC"
2060 PRINT " EVENT EVENT TIME TIME
TIME"
2080 PRINT " 190 140 12 15
24"
2090 PRINT : PRINT " LIKE THIS:
190,140,12,15,24"
2100 PRINT
2110 PRINT "ENTER A ROW OF ZEROS AFTER YOUR LAST ROW, LIKE
THIS: 0,0,0,0,0"
2120 PRINT
2130 PRINT " ( NOTE: YOU NEED NOT ENTER THE ROWS IN
ANY"
2140 PRINT " ORDER, AS THEY WILL BE SORTED BEFORE
EXECUTION )
2150 GOSUB 3000
2160 CLS : PRINT
2170 PRINT "AGAIN, INPUT ORDER IS:"
2180 PRINT
2190 PRINT " SUC- PREDE-"
```

```

2200 PRINT " CESSOR , CESSOR , T(O) , T(M) , T(P)"
2210 PRINT " EVENT EVENT "
2220 PRINT
2230 PRINT " 190,140,12,15,24 ( EXAMPLE )"
2240 PRINT
2250 PRINT TAB(15) "IF YOU DISCOVER ANY INPUT ERRORS."
2260 PRINT TAB(15) "MAKE A NOTE OF THE LINE NUMBER(S)"
2270 PRINT TAB(15) "AND CONTINUE ON. YOU'LL BE GIVEN"
2280 PRINT TAB(15) "A CHANCE TO RE-ENTER THEM LATER. "
2290 PRINT : PRINT " HERE WE GO ....."
2295 GOSUB 3000
2300 CLS : PRINT
2310 PRINT " 190,140,12,15,24 ( EXAMPLE )" : PRINT
2320 I = 1
2330 PRINT I; : INPUT M(I,1),M(I,2),M(I,3),M(I,4),M(I,5)
2340 IF M(I,1) = 0 THEN 2370
2350 I = I + 1
2360 GOTO 2330
2370 N = I - 1
2380 PRINT
2390 PRINT " ARE THERE ANY LINES YOU WANT"
2400 INPUT " TO RE-ENTER ( YES OR NO ) "; Y$
2410 IF Y$ <> "YES" THEN 2460
2420 PRINT : INPUT " WHICH LINE DO YOU WANT TO CHANGE"; L
2430 PRINT " LINE "; L; " IS CURRENTLY: ";M(L,1); ",";
M(L,2);",";M(L,3);",";M(L,4);",";M(L,5) : PRINT " RE-ENTER
IT NOW:"
2440 INPUT M(L,1),M(L,2),M(L,3),M(L,4),M(L,5)
2450 GOTO 2380
2460 PRINT
2470 INPUT " WHAT IS SCHEDULED COMPLETION TIME, T(S) "; TS
2480 PRINT : PRINT " TABLEAU IS NOW BEING CALCULATED"
2990 RETURN
3000 REM *** WHEN READY PRESS 'SPACE' ROUTINE ***
3010 PRINT @ 960, ".....PRESS.....WHEN
READY.....";
3020 FOR K= 1 TO 30:K$=INKEY$: IF K$<>" " THEN RETURN ELSE NEXT K
3030 PRINT @ 985, "SPACE";
3040 FOR K=1 TO 30:K$=INKEY$: IF K$<>" " THEN RETURN ELSE NEXT K
3050 GOTO 3010
4000 REM *** SORT INPUT MATRIX INTO PERT TABLEAU ***
4010 FOR R = 1 TO N
4020 REM * FIND LARGEST SUCCESSOR EVENT NUMBER *
4030 B1 = 0
4040 FOR I = 1 TO N
4050 IF M(I,1) <= B1 THEN 4070
4060 B1 = M(I,1)
4070 NEXT I
4080 REM * FIND LARGEST PREDECESSOR EVENT FOR THAT SUCCESSOR *
4090 B2 = 0
4100 FOR I = 1 TO N
4110 IF M(I,1) <> B1 THEN 4140
4120 IF M(I,2) <= B2 THEN 4140
4130 B2 = M(I,2)
4140 NEXT I
4150 REM * FIND ROW WITH SUCCESSOR = B1, PREDECESSOR = B2 *
4151 REM * LOAD IT INTO THE R'TH ROW OF THE TABLEAU, AND *
4152 REM * THEN 'ZERO OUT' THIS ROW IN THE INPUT MATRIX. *
4160 FOR I = 1 TO N
4170 IF M(I,1) <> B1 THEN 4250
4180 IF M(I,2) <> B2 THEN 4250
4190 T(R,1) = M(I,1)
4200 T(R,2) = M(I,2)
4210 T(R,3) = M(I,3)
4220 T(R,4) = M(I,4)
4230 T(R,5) = M(I,5)
4240 M(I,1) = 0 : M(I,2) = 0
4250 NEXT I
4260 NEXT R
4990 RETURN
5000 REM *** CALCULATE LAST 4 COLUMNS IN TABLEAU ***
5010 REM * CALCULATE T(A) FOR EACH ACTIVITY *
5020 FOR R = 1 TO N
5030 T(R,6) = ( T(R,3) + 4 * T(R,4) + T(R,5) ) / 6
5040 NEXT R
5050 REM * CALCULATE T(E) FOR EACH ACTIVITY. FIRST, FIND *
5060 REM * NUMBER OF SAME SUCCESSOR NUMBERS. STORE THIS *
5070 REM * TEMPORARILY IN T(R,9). *
5080 R = 1 : R1 = 1
5090 C = T(R,1)
5100 K = 1
5110 IF T(R+1,1) <> C THEN 5150
5120 K = K + 1
5130 R = R + 1
5140 GOTO 5110
5150 FOR R2 = R1 TO R
5160 T(R2,9) = K
5170 NEXT R2
5180 IF R = N THEN 5210
5190 R = R + 1 : R1 = R
5200 GOTO 5090
5210 REM * NOW FIND T(E) FOR EACH ACTIVITY *
5220 T(N,7) = T(N,6)
5230 FOR R = N-1 TO 1 STEP -1
5240 IF T(R,2) <> T(N,2) THEN 5270
5250 T(R,7) = T(R,6)
5260 NEXT R
5270 R3 = R
5280 FOR R = R3 TO 1 STEP -1
5290 FOR R4 = R+1 TO N
5300 IF T(R4,1) = T(R,2) THEN 5320
5310 NEXT R4
5320 IF T(R4,9) <> 1 THEN 5350
5330 T(R,7) = T(R4,7) + T(R,6)
5340 GOTO 5410
5350 B3 = T(R4,7)
5360 K = T(R4,9)
5370 FOR R5 = R4 TO R4+K-1
5380 IF T(R5,7) > B3 THEN B3 = T(R5,7)
5390 NEXT R5
5400 T(R,7) = B3 + T(R,6)
5410 NEXT R
5420 REM * CALCULATE T(L) FOR EACH ACTIVITY *
5430 FOR R = 1 TO N
5440 T(R,8) = 999999
5450 NEXT R
5460 T(1,8) = TS
5470 FOR R = 2 TO N
5480 IF T(R,1) <> T(1,1) THEN 5500
5490 T(R,8) = TS
5500 R6 = R
5510 FOR R = R6 TO N

```



```

5520 B4 = T(R,1)
5530 FOR R7 = R-1 TO 1 STEP -1
5540 IF T(R7,2) <> T(R,1) THEN 5570
5550 B5 = T(R7,8) - T(R7,6)
5560 IF B5 < T(R,8) THEN T(R,8) = B5
5570 NEXT R7
5580 IF T(R,1) <> T(R-1,1) THEN 5600
5590 T(R,8) = T(R-1,8)
5600 NEXT R
5610 REM * COMPUTE SLACK VALUE FOR EACH ROW *
5620 FOR R = 1 TO N
5630 T(R,9) = T(R,8) - T(R,7)
5640 NEXT R
5990 RETURN
6000 REM *** FIND AND PRINT CRITICAL PATH ***
6010 CLS : PRINT : PRINT " CRITICAL PATH : " : PRINT
6020 PRINT TAB(14) "SUCCESSOR PREDECESSOR"
6030 PRINT TAB(14) " EVENT EVENT"
6040 PRINT
6050 B8 = 999999
6060 FOR R = 1 TO N
6070 IF T(R,9) < 0 THEN 6100
6080 T(R,9) = T(R,9) + 0.05
6090 GOTO 6110
6100 T(R,9) = T(R,9) - 0.05
6110 T(R,9) = T(R,9) * 10
6120 TF = FIX( T(R,9) )
6130 T(R,9) = TF / 10
6135 NEXT R
6140 FOR R = 1 TO N
6150 IF T(R,9) >= B8 THEN 6170
6160 B8 = T(R,9)
6170 NEXT R
6180 FOR R = 1 TO N
6190 IF T(R,9) <> B8 THEN 6210
6200 PRINT, T(R,1), T(R,2)
6210 NEXT R
6220 GOSUB 3000
6990 RETURN
7000 REM *** CALCULATE STATISTICS FOR CRITICAL PATH ***
7010 CLS : PRINT : PRINT " CRITICAL PATH STATISTICS : "
7020 PRINT : S1 = 0
7030 FOR R = 1 TO N
7040 IF T(R,9) <> B8 THEN 7060
7050 S1 = S1 + ( (T(R,5) - T(R,3)) ↑ 2 )
7060 NEXT R
7070 S2 = S1 / 36
7080 PRINT " SUM OF VARIANCES = "; S2
7090 S3 = ( TS - T(1,7) ) / SQR(S2)
7100 PRINT : PRINT " n0. STD. DEV. FROM "
7110 PRINT " MEAN TO T(S) = "; S3
7120 GOSUB 8000
7130 PRINT : PRINT " PROBABILITY OF COMPLETING"
7140 PRINT " PROJECT BY T(S) = "; AR ; "%"
7150 PRINT
7990 RETURN
8000 REM *** CALCULATE AREA UNDER NORMAL DISTRIBUTION ***
8010 PI = 3.14159
8020 E = 2.71828
8030 S4 = 0 : L = 0
8040 TM = 1 / SQR ( 2 * PI )

```

```

8050 U = ABS ( S3 )
8060 A = 0.01 : B = U - 0.01
8070 FOR X = A TO B STEP 0.01
8080 Y = TM * E ↑ ( -X ↑ 2 / 2 )
8090 S4 = S4 + Y
8100 NEXT X
8110 AL = TM * E ↑ ( - L ↑ 2 / 2 )
8120 AU = TM * E ↑ ( - U ↑ 2 / 2 )
8130 AR = 0.01 / 2 * ( AL + 2 * S4 + AU )
8140 IF T(1,7) < TS THEN 8170
8150 AR = ( 0.5 - AR ) * 100
8160 GOTO 8990
8170 AR = ( 0.5 + AR ) * 100
8990 RETURN
9000 REM *** OPENING SCREEN ***
9010 CLS : PRINT : PRINT TAB(21) "**** P E R T ****"
9020 PRINT
9030 PRINT TAB(10) "PROGRAM EVALUATION AND REVIEW TECHNIQUE"
9040 PRINT
9050 PRINT TAB(15) "BY: C. BRIAN HONESS"
9060 PRINT TAB(22) "COL. OF BUS. ADM."
9070 PRINT TAB(22) "UNIV. OF SO. CAROLINA"
9080 PRINT TAB(22) "COLUMBIA, SC 29208"
9090 GOSUB 3000
9100 RETURN
9990 RETURN

```

Program Constraints

1. 50 activities, including trailer row of zeros to shut off input loop. Change DIM in line 110 (both M and T) to raise.

2. Event numbers ≤ 999 . Usual convention is multiples of 10. No successor event may have a smaller number than any predecessor event behind it.

3. Time estimates should be integers ≤ 99 .

4. In the unlikely event that there are two or more critical paths through the network, the results of the statistical calculations will be incorrect.

This situation can be detected however, when the events on the critical path are delineated. In other words, it will print:

SUCCESSOR EVENT	PREDECESSOR EVENT
110	90
110	80
90	70
80	70

instead of:

110	90
90	70

or:

110	80
80	70

for this network segment:

continued on page 62

THE GRAFTRAX CONNECTION

George F. Greenwald

Perhaps others of you were attracted by Epson's marvelous ads to buy "Grafrax", their super-duper graphics add-on to their very fine printer, the MX-80. Well, super it is . . . once you get past some of the misinformation in their manual, and find out how the graphics really function.

Being a novice at the TRS-80 Model III, I was, nevertheless, challenged by the possibilities of outputting high-resolution graphic plots of equations . . . a somewhat limited version of the engineering-quality plots I'm used to seeing on higher-powered machines.

Since I am a great believer in flowcharting, I set to work, and developed what appeared to be a well structured program, punched it up . . . and with some explanation from Epson on how to get into graphics mode from a Model III, ran headlong into repeated "beeps" from the printer, accompanied by nothing but random and meaningless output. The beeps are Epson's way of announcing an illegal command (and masking the four letter words streaming from the computer room). While the manual for Grafrax does not have the proper commands for communications from the Model III computer, their staff was very accomodating in supplying the needed information. Unfortunately, it was not quite right. In repeated calls to Epson, I was assured that the commands they were recommending have worked successfully for others and should be working for me . . . the error had to be in my program logic. Swell!

Where had I gone wrong? I am embarrassed to reveal how many hours I have spent debugging my program, even though I knew it was correct. After weeks of chasing, I finally gained the courage to decide that just maybe it wasn't my logic. Finally, I set the large program aside and wrote a simple program to output a single line of graphics according to Epson's suggested method. Surprise! I got the same beeps, and the same meaningless output. So, I was right after all!

Here is the simple program, which, according to Epson, should output a row of 400 dots and a line feed:

```
10 B=400
20 LPRINT CHR$(27);"K";CHR$(144);CHR$(1);
30 FOR I=1 TO B: OUT 251,4 :NEXT I
40 LPRINT ""
50 END
```

In line 20, "CHR\$(27)" is an "escape", "K" sets the graphics mode, and the next two characters determine the number of points the printer is to expect; the first is just a number, while the second is a "toggle" that adds 256 to the first number if the value is 1, and adds zero if the value is zero. Thus for my program, $144 + 256 = 400$. Since the Model III cannot pass certain numbers to the printer using the "CHR\$" command (another uncharted land to be discovered), Epson recommended the use of the "OUT" command; apparently both "OUT 251" and "OUT 248" work equally well (or poorly, depending on your point of view). Line 40 just forces a line feed at the end of the print.

Many more hours of "playing" revealed that if the toggle were set to zero, I would get 144 dots, as advertised. Or stranger still, if the toggle were left set to 1, but "B" in line 10 were set equal to a value greater than 500, I got precisely 400 dots (counted with a magnifier many times).

More conversations with Epson, and more experimentation! Finally I asked the right question, and got my first real lead. I had noticed that the printhead would never print all 400 dots in one pass, but "homed" after 240 dots, and then returned to continue printing right where it had left off. Epson informed me that that sequence was intentional, since the printer buffer can only store 240 characters. When the buffer is full, the head prints; after 240 dots, it stops printing, but inertia moves the head past the last dot, and the head is then out of register for the next set of dots. The head is homed to pick up a new reference. They suggested that I add a line of code to determine whether any characters were being added or deleted during this recycle. My additional line was:

```
35 FOR I=1 TO 100: OUT 251, 65 :NEXT I
```

Since 65 is ASCII for the letter "A", and since it is also the code used to turn on the 1st and 6th dots, I should get some clue as to whether any characters were lost. If I were losing characters during the homing process, I would get additional dots (1 and 6) printed; if not, one hundred letter A's would be printed. Success at last! I got only one letter "A" output.

The message was quite clear: while the head is homing, the computer continues to output information, but the printer buffer is not recording that information. Hence, lost characters. What I needed was a time delay to give the head time to return. I changed the program to read:

```
10 B=240:C=350
20 LPRINT CHR$(27);"K";CHR$(144);CHR$(1);
30 FOR I=1 TO B: OUT 251, 4 :NEXT I
40 FOR I=1 TO C: NEXT I
50 FOR I=1 TO 160: OUT 251, 4 :NEXT I
60 LPRINT ""
70 END
```

It worked like a charm! Line 40 is a simple time delay; I found that a loop of 350 was long enough for my machine. You may need to modify that number in the event your machine is faster or slower; it really isn't critical as long as the time is long enough for the head to recycle. A program sequence such as the above is essential if one is to use the high resolution graphics capability.

So, now back to square one to finish designing the graphics output I wanted to have in the first place!

George F. Greenwald
9802 Effingham Drive
Huntington Beach, California 92646 ■

FREE business software directory

- Radio Shack's Model I, II, III.
- Heath's MBASIC and HDOS
- CPM: Xerox, Alto...
- IBM Personal Computer

"IDM2 is GREAT!" - publisher of 80-US

"(GL) superior to either the Osborne (SBSG & Taranto) or Radio Shack... MAIL-X has a greater capacity... more flexible than (R.S.)"

- columnist of 80-microcomputing

"imperceptively fast...(DBMS) is a good and reliable workhorse"

- publisher of Interface Age

Data base manager, integrated accounting package (AR, AP, GL & Payroll), inventory, word processing, and mailing list. Compare and be selective!



Micro Architect, Inc.
96 Dothan St., Arlington, MA 02174

NO LIMIT Epsom Giveaway NO LIMIT

Epson MX70/80 Cartridges

\$5.00 EACH

Min. 3 of same color

Reloads \$2.50 each Min. 12
\$30.00 a Doz. of Same Color

Cartridges and Reloads Available
In Black, Red, Green, Blue, Brown

AR systems

35 Cherry Court, East Northport, N.Y. 11731
N.Y.S. Residents Add Tax, Add \$2.00 Shipping & Handling
Prices Subject to Change
Allow Clearing Time for Personal Checks
Money Orders & Certified Checks shipped same day

IBM

TRS-80* 16K COLOR GAME LIMITED OFFER!

FREE WE'LL SEND YOU OUR BONUS GAME OF THE MONTH
WHEN YOU BUY ANY 2 GAMES

NEW 16K COLOR EXTENDED HI-RESOLUTION GAMES**
ARCADE GAME **GATOR ZONE**

THE FIRST ANTI-PREPPY COMPUTER GAME
WHERE YOU'LL FIGHT OR LOSE YOUR SHIRT! **\$18.95**

STARBASE ATTACK \$12.95

METEOR STORM \$12.95

STAR SIEGE \$12.95

HIGH SPEED ARCADE GAME

KOSMIC KAMIKAZE \$18.95

IBM GALLOPING GAMBLERS EACH

illustrated memory banks
P.O. BOX 289 DEPT. C
WILLIAMSTOWN, MA. 01267-0289

Master Card
and VISA accepted.

*TRS 80 is a TM of
Tandy Corp.

** CASSETTE

TEL. 413-663-9648

CERTIFIED CHECKS OR MONEY ORDERS ONLY
PHONE ORDERS - CALL MON-FRI 9-5 EST


From Computer Plus to YOU...
PLUS after PLUS after PLUS



Model 16 128K
1 Drive \$4199
2 Drive \$4799




Color Computer 16K \$249
w/16K Ext. Basic \$335
w/32K Ext. Basic \$449



Model III 16K \$799
Model III 48K
2 Disk & RS232 c \$1899



Okidata 80 \$325
Okidata 82A \$425
Okidata 84 \$1029



Color Computer Disk Drive
Drive 0 \$470 Drive 1 \$315



Smith Corona TPI
Daisy Wheel \$599

BUY DIRECT Here are just a few of our fine offers...
call TOLL FREE for full information.

COMPUTERS	MODEMS	DISK DRIVES
Model II 64K \$2999	Lynx Direct Connect III/III 235	R.S. Model III 1ST-Drive 679
Model III 4K LEVI 599	Hayes Smart Modem II 235	Tandon 40 Track III 289
MODEL III 16K 799	R.S. Acoustic Coupler AC-3 134	Color Computer Drive 1 315
MODEL III 32K 856.50	R.S. Modem I D.C. 130	Color Computer Drive 0 470
*MODEL III 32K 831.50	R.S. Modem II D.C. 210	Primary Hard Disk Mill 3999
MODEL III 48K 914		Primary Hard Disk Mill 1999
*MODEL III 48K 864	PRINTERS	ETC.
Model III 48K 864	Daisy Wheel II 1715	CCR-81 recorder 52
2 Disk & RS232 c 1899	DWP-410 1335	C. C. Joysticks 22
Color Computer 16K 249	Smith Corona TPI Daisy Wheel 599	16K RAM N.E.C. 200 N.S. chips 25
w/extended basic 335	Epson MX80 FT 599	64K Rom Chips 75
Color Computer 32K 335	Epson MX100 549	Color Computer Flex D.O.S. 99
w/extended basic 449	CGP-115 199	Brand Name Software +
Color Computer 32K-64K 510	DMP-100 315	Send for listing.
w/extended basic 510	DMP-200 599	R.S. Software 10% off list
Pocket Computer 2 230	DMP-400 1029	*Computer Plus New Equipment.
Model 16 1DR 128K 4199	DMP-500 1569	with NEC RAM installed.
Model 16 2DR 128K 4799	Microline 80 325	*80 Day Computer Plus Warranty.
DT-1 Data Terminal 590	Microline 82A 425	*Color Computer 64K requires
PT-210 Portable Terminal 779	Microline 83A 1029	Disk 0 and Flex D.O.S.
	Microline 84 Parallel P. C. Plotter Printer 199	

We have the lowest possible
Fully Warranted Prices AND
a full complement of Radio Shack
Software.

Prices subject to change without notice.
Not responsible for typographical errors.
TRS-80 is a registered trademark of Tandy Corp.



TOLL FREE
1-800-343-8124
computer plus
P.O. Box 926
480 King Street
Littleson, MA 01460
617-486-3193
Write for your
free catalog

SERIOUS TBUG

High Memory TBUG with Hardcopy Option

Steve Brown

If you're like me you've found that: 1. Far too often TBUG is too low in memory.

2. A hard copy of all those bytes would sure be easier to read than 16 at a time.

This article will show you how to modify your TBUG program to get rid of these two headaches: What's more, it will take only about 30 minutes.

Moving TBUG into High Memory

First, load TBUG. Then go to memory location 4980H and enter the bytes indicated in Listing #1. Next enter J 4980. Bingo! You now have TBUG in high memory locations 7380H-797FH. Just enter P 7380 797F 7380 HIBUG. The next time you need TBUG in high memory, just load HIBUG.

Dumping Core

If you'd like the option of printing core in the same form in which I printed Listing #2, then read on.

First, load HUBUG. The go to memory location 7980H and enter the bytes indicated in Listing #2. You must also put 5AH in address 73FDH, 80H in address 73FFH, and 79H in address 7400H. Save to tape by entering P 7380 7A60 7380 MODBUG.

Dump memory by pressing Z. This will cause "ENTER STARTING ADDRESS" to appear in the lower left corner of the screen. Enter a hexadecimal address, and it will print out from there. Press the BREAK key to stop printing.

```
4980-21-80-43-11-80-73-01-00-
4988-06-7E-FE-43-FA-97-49-FE-
4990-4A-F2-97-49-C6-30-77-ED-
4998-A0-EA-89-73-32-EF-74-32-
49A0-73-32-89-73-32-EF-74-32-
49A8-0A-75-32-E1-76-32-1A-77-
49B0-32-2C-77-3E-44-32-E9-74-
49B8-3E-45-32-FE-74-32-92-76-
49C0-32-34-77-3E-46-32-E6-73-
49C8-32-F8-74-32-3A-77-3E-47-
49D0-32-FD-73-32-8C-75-32-AD-
49D8-75-32-75-76-32-A6-76-32-
49E0-B4-76-32-DB-76-32-43-77-
49E8-32-76-77-C3-80-79-00-00-
49F0-00-00-00-00-00-00-00-00-
```

Listing #1

```
7980-CD-C9-01-21-4F-7A-11-C0-
7988-3F-01-17-00-ED-B0-FD-21-
7990-66-7A-06-04-C5-CD-84-03-
7998-FE-40-CA-95-79-FE-30-FA-
79A0-95-79-FE-47-F2-95-79-47-
79A8-E6-0F-FE-0A-F2-95-79-CD-
79B0-33-7A-78-12-13-C1-10-DC-
```

```
79B8-3A-66-7A-CD-45-7A-3A-67-
79C0-7A-80-67-3A-68-7A-CD-45-
79C8-7A-3A-69-7A-80-6F-3A-40-
79D0-38-CB-57-C2-80-73-CD-DE-
79D8-79-CD-EA-79-18-F0-7C-CD-
79E0-1E-7A-7D-CD-1E-7A-CD-01-
79E8-7A-C9-06-08-7E-CD-1E-7A-
79F0-CD-01-7A-23-10-F6-3E-0D-
79F8-32-E8-37-06-80-CD-60-00-
7A00-C9-3E-2D-32-E8-37-CD-C9-
7A08-01-C9-FE-0A-F2-13-7A-F6-
7A10-30-18-04-D6-09-F6-40-32-
7A18-E8-37-CD-C9-01-C9-57-E6-
7A20-F0-CB-3F-CB-3F-CB-3F-CB-
7A28-3F-CD-0A-7A-7A-E6-0F-CD-
7A30-0A-7A-C9-78-FE-40-F2-3D-
7A38-7A-E6-0F-18-02-C6-C9-FD-
7A40-77-00-FD-23-C9-CB-27-CB-
7A48-27-CB-27-CB-27-47-C9-45-
7A50-4E-54-45-52-20-53-54-41-
7A58-52-54-49-4E-47-20-41-44-
7A60-44-52-45-53-20-07-09-
7A68-08-00-00-00-00-00-00-00-
7A70-00-00-00-00-00-00-00-00-
```

Listing #2

Steve Brown
1355 1/2 Garfield
Topeka, KS 66604 ■

BEGINNER'S CORNER *continued from page 47*

machine language. I often fantasize that I should take all of these sources and combine the best descriptions and diagrams that could explain it all in one text. Unfortunately, that would mean that there would be one more wonderful text on BASIC, and I'm sure that's just what the world is waiting for. (Wouldn't it be great?!)

At any rate, I'm sure you get my point. Rather than waste your time on a text that may have some terrific information for you but isn't the best organized or most cleverly written, I think it pays to have a back up text that allows you at least to get your money's worth. If there are those with differing opinions, then this publication recognizes its right to allow you to write to someone you like and tell them all about it.

If you can't think of anyone you like, then you can write to me. I love getting mail. See you next time at the old B.C.

Spencer Koenig
153-27 73 Avenue
Flushing NY 11367 ■

EPSON OWNERS!

Grafpac-80 gives your Mx-80 or 100 powerful plotting capability.

Some features are:

Usable from Basic, Fortran, Assembly Forth, Pascal, and other disk based languages.

Large plot window — 960 dots across 8.5 inches, and ±32000 dots up and down 25 pages!!!

Built-in variable size ascii character generator with commands for plotting single characters or strings along an axis.

High power commands for circles, ellipses, graph borders, line and point drawing, and two and three dimensional data plotting.

Resides on your disk when your plotting program is running, thereby giving your program all 48k of ram.

Available for Trs-80 Model I & III with two drives, 48K, and Epson Mx-80,100 with Graftrax. Price \$59.95 (Please specify model I or III)

Demo, sample plots and basic programs provided on the disk.


Also available for CP/M systems with 56K, Epson Mx-80 or 100 with Graftrax, (8 inch Disk only). Price \$79.95

Data disk with the following files: Map of the USA, Space Shuttle, pretty girl, and many other demonstration plot files. Price \$29.95 for CP/M and Trs-80 I & III.

Please include \$3.00 shipping with each order.

Available from: **MESC**
Parkhurst Dr.
Salisbury Md. 21801
Phone: 301-742-7333





ZORLOF

The Magnificent WORD PROCESSING SYSTEM

For the TRS-80 Model I and III

ONLY \$69.95

- Written in fast Z80 machine language
- Single key control of all editing functions for ease of use
- Dynamic display of word count, line count, and free memory count
- Superscripts, subscripts, underlined, bolded, expanded and condensed type styles - combine and intermix within a line
- Automatically justifies and word-wraps on the screen as you type
- Search, Replace, and Global Search and Replace
- Odd and even page user-definable headers, footers, and page number lines
- User-definable linespacing, sheet size, top, left, and bottom margins
- Move blocks of text from disk, to disk, and within the text
- Examine disk directory on any disk and kill files while editing
- Full screen editing of EDTASM and BASIC text files
- Automatic renumbering for EDTASM and BASIC files
- Print contents of screen function
- Print previewing formats text, inserts headers, numbers, pages, etc. on the screen without printing it on paper
- Page by page pausing capability for sheet fed printers
- Supports both parallel and serial printers
- Printer control code access
- Supports proportional space justifying on Centronics 737, 739, Line Printer IV, Daisy Wheel II, Diablo, Cume, Starwriter, Spinwriter, C. Itoh Prowriter, NEC PC-9023A-C, TEC 8500H.
- Also supports special functions of Microline, MX-80, MX-100, and Graftrax Plus.
- Any character or symbol your printer can print is accessible with the Special Character feature.
- Works with NEWDOS, NEWDOS80, TRSDOS, LDOS, and DOSPLUS - Single or Double Density.

GUARANTEE

Many word processing systems claim theirs are the best, but few would dare to guarantee them. Not us! We are confident that ZORLOF is the most useful word processing system on the market for under \$200.00. If you don't agree, return it within 30 days for a full refund.

CALL (305) 259-9397

Add \$2.00 shipping & handling. Florida residents add 5% sales tax. Checks require 3 weeks to clear banks.





ANITEK SOFTWARE PRODUCTS P.O. BOX 1136 MELBOURNE, FL. 32935 (305)259-9397

RIBBONS

Low Price • FREE Shipping
SATISFACTION GUARANTEED

MX-80 Cartridge

price each in quantity of

1-2	3-5	6-11	12-23	24-47
8.95	8.41	7.90	7.43	6.99

RIBBON LOOPS

new ribbon for your old cartridge
top quality nylon • standard matrix ink

price each in quantity of

	1-2	3-5	6-11	12-23	24-47
MX-70/MX-80/MX-100	3.95	3.63	3.34	3.08	2.83
MX-100 double length	7.86	7.23	6.65	6.12	5.63
Decwriter LA34	2.92	2.69	2.47	2.27	2.09
Radio Shack 26-1418	2.26	2.08	1.91	1.76	1.62

New cartridges are available in black ink only.
Loops are available in blue or black ink (same price).
You may mix any combination for quantity price breaks.
Ribbon loops include DO-IT-YOURSELF INSTRUCTIONS.

DATA SYSTEMS

VISA MasterCard

(305) 788-2145 • Box 99 • Fern Park, FL 32730

FREE SHIPPING

MODEL III DISK DRIVE EXPANSION KITS
High Quality, Low Prices
Don't Be Fooled By The Competition

All Drive Kits Contain a Switching Power Supply, Double Density Disk Controller, 128 Rows and Cables, and Microcassette Hard Drive and an Installation Manual That is Simple and Easy to Use.

Drive kit with one 40 track TM 100 1 drive 180 KB \$479.
Drive kit with two 40 track TM 100 1 drives 360 KB \$699.
Drive kit with two 40 track TM 100 2 drives 720 KB \$899.
Drive kit with two 80 track TM 100 4 drives 1.4 MB \$1099.

NEW HARD DRIVE
INTERNAL Model III
KIT \$1745.

Everything You Need to upgrade a One Drive Model III with a 5 Meg Hard Disk, Including DOSPLUS 4.0
SAVE \$70 with a one Drive Kit, both for only \$2154

Other Kits
Model III Green CRT Kit \$94
Model III RS232 Kit \$94

DOSPLUS 3.4 \$135.
3.3 \$90. 4.0 \$270.

C.I.TOH PRINTERS

Prowriter	Parallel	Serial
Prowriter 2 1/4"	\$519	\$619
F10	\$799	\$799
F10 40cps	\$1449	\$1449
F10 55cps	\$1699	\$1699

EPSON PRINTERS

MX80	\$ 498
MX80 ft	\$ 559
MX100	\$ 727

all with Graftrax

OKIDATA PRINTERS

NEC PRINTERS/COMPUTERS

SMITH CORONA TP1 \$649.

VERBATIM DISKETTES

48K MODEL III \$1795.00
with two double sided drives \$1995.00
Includes a 48K Model III with Two Tandem Disk Drives.
Ready to Plug in go.

One Drive 48K Starter System \$1595.

Options For Our Systems with Free Installation
Green CRT \$89 RS232 \$89 DOSPLUS \$45100

NEW HARD DRIVE
MODEL III \$3295.

Includes a 48K Model III with one Double Sided Disk Drive, a 5 Megabyte Hard Drive System, and DOSPLUS 4.0

TANDON DISK DRIVES
TM100-1 40 Track Single Sided \$199
TM100-2 40 Track Double Sided \$299

CASES, POWER SUPPLIES and CABLES

one drive case with power supply	\$49.95
2 drive cable	\$24.95
drive extender cable	\$14.95
printer cable	\$29.95
ASIC power supply	\$73.95

NEW EXTERNAL
MODEL III HARD DISK \$1849.
INCLUDES DOSPLUS 4.0, READY TO PLUG IN, 5 MEG

OPTIONS INCLUDE MULTUSER CAPABILITIES, UPTO 120MEG REMOVEABLE HARD DRIVE, AND STREAMER BACKUP SYSTEMS

COMPUKIT

713-474-7342
713-480-6000

MAIL - P.O. BOX 306 KEMAH, TEXAS 77665
OR VISIT OUR SHOWROOM IN HOUSTON

16208 HICKORY KNOLL
CLOSE TO JOHNSON SPACE CENTER

DEALERS COAST TO COAST
COMPUTER KIT BOCA RATON FLORIDA
KIT N COMPUTERS DACOMA WASHINGTON

WE SERVICE WHAT WE SELL!

FREE SHIPPING 120 DAY WARRANTY
UPS GROUND CONTINENTAL U.S. PREPAID

We accept: Mastercard, Certified Checks, Money Orders and C.O.D. For C.O.D. add \$1.50, Air UPS extra.

COMPUTRONICS CLASSIFIEDS

PROGRAMMER'S AIDE; easy way to keep track of variables. 5 books per package, \$4.95. Cypress Computer, 5244 Oxford, Cypress CA 90630. Cash, check, money order.

STOCK ANALYSIS PROGRAMS FOR TRS-80. For more information write to:

R. DeCrick
7655 Whispering Brook C-21
Portage, MI 49081

WOULD YOU LIKE COPIES OF PROGRAMS PUBLISHED IN COMPUTRONICS ON DISK? \$12 buys a diskette with all the programs published in one issue with corrections. Specify issue number you want and send cash, check, or money order to Box A, H & E Computronics, 50 North Pascack Road, Spring Valley, New York 10977.

USED TRS-80 MODEL I Level II with 48K RAM, lower case, cassette recorder, and 1 disk drive, all in excellent working condition, \$1595.00. Box H, H & E Computronics, 50 North Pascack Road, Spring Valley, NY 10977.

TRS-80 Model I Video Displays with GREEN SCREENS \$40.00 each. Box D, H & E Computronics, 50 N. Pascack Road, Spring Valley NY 10977.

YOUR AD CAN APPEAR HERE for as little as \$10.00 per month.

COLOR COMPUTER CORNER

continued from page 43

Label	Command	Argument	Comment
START	LDA	#\$0	Get a zero into the A reg.
LOOP	LDX	#\$400	Load address 400H into X.
SCREEN	STA	,X+	Store A into contents of X, INC X.
	CMPX	#\$600	End of video?
	BNE	SCREEN	If not, fill next location.
	JSR	WAIT	Pause for awhile.
	JSR	WAIT	
	JSR	WAIT	
	INCA		Get next ASCII character.
	BNE	LOOP	If not done, repeat disp.
DONE	SWI		Done, return to OS.
WAIT	LDB	#0	Get a zero.
LOOP2	TFR	D,Y	Save accumulators.
	MUL		AB=A*B
	TFR	Y,D	Get accumulators back.
	INCB		Add one to B.
	BNE	LOOP2	If not zero, repeat.
	RTS		Zero, done - return.
END			

PROGRAM LISTING

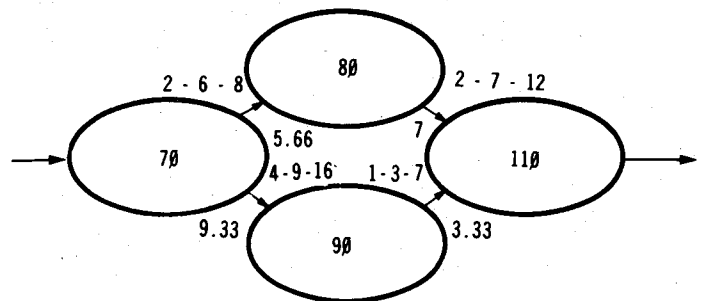
CLASSIFIED ADVERTISING

Introductory Rates (per insertion)	1X	3X	6X	12X
Special Discount Price (to 25 words)	\$20	\$15	\$12	\$10
Special Discount Add'l Charge/Word	\$4.5	\$4.0	\$3.5	\$3.0

To figure cost of ad, consider words like "a", "the", "etc." as one word each. Telephone number with area codes counts as two words. Please type or print your ad and send along with payment inb full (check, money order, VISA, Mastercard or AMEX) to H & E Computronics, Inc. Classified Advertising Department, 50 N. Pascack Road, Spring Valley, N.Y. 10977. Your ad will begin in the next available issue.

PERT

continued from page 57



The sum of that t(a) times along each path is 12.66 since

Path	$\Sigma t(a)$
70-80-110	5.66 + 7 = 12.66
70-90-110	9.33 + 3.33 = 12.66

It would therefore seem that both paths are critical, but in reality the 70-90-110 path is the critical path since it has the higher variance.

Path	to	tp	tp - to	$(tp - to)^2$
110-80	2	12	10	100
80-70	2	8	6	36
				136

$$\text{var} = 136/36 = 3.77$$

Path	to	tp	tp - to	$(tp - to)^2$
110-90	1	7	6	36
90-70	4	16	12	144
				180

$$\text{var} = 180/36 = 5$$

TOLL-FREE ORDER LINE:

(800) 431 - 2818

C. Brian Honess
22 Shaftesbury Lane
Columbia, SC 29209 ■



THE MARKET PAC From COMPUTRONICS

STOCK MARKET ANALYSIS PACKAGE

For TRS-80* Models I, II & III, IBM PC*, Apple* II & III, & CP/M* Computers

*TRS-80 is a trademark of Tandy Corp. - *IBM PC is a trademark of IBM Corp. - *Apple is a trademark of Apple Corp. - *CP/M is a trademark of Digital Research

Portfolio Valuation • Trend Analysis • Bond Calculations Money Market Analysis • Portfolio Bookkeeping • Future Projections

This collection of programs aids both financial professionals and individuals in the evaluation, selection, and management of investment portfolios. It features: coverage of stocks, bonds, convertible securities, options, warrants and annuities; realistic treatment of taxes and commissions; and portfolio selection methods. The clearly written user's manual makes it easy to quickly learn how to use all of the programs in the package, even if you've never used a computer before. With the STOCK MARKET ANALYSIS PACKAGE, you'll soon find that your microcomputer is an indispensable tool, performing all of these instant calculations:

- Annuity Analysis
- Computation of Alpha and Beta Values for Security
- Option Valuation and Hedge Ratio using the Black-Scholes Method
- Bond Valuation — Yield to Maturity & Other Values
- Future Net Worth and Present Value of Projected Investment Schedule
- Compound Interest Computations
- Estimate of Future Earnings Per Share
- Date Computations (Number of Days Between Any Two Dates)
- Option Writing Computation
- Portfolio Listings with Various Profit/Loss Analyses
- Portfolio Selection by Sharpe's Method
- Rate of Return — Variable Inflow
- Valuation of a Share of Stock
- Value of a Warrant
- Investor's Rate of Return on a Convertible Bond
- Dilution Analysis
- Arbitrage Computations
- Future Price Estimation with Inflation
- Seasonal Quantity Indices
- Financial Ratios
- Merger Analysis
- Value of a Right
- Depreciation vs. Cash Flow
- Time Needed for Money to Double, Triple, etc.
- Time Series Analysis — Linear Trend
- Time Series Analysis — Moving Average Trend
- Brokerage Commissions
- Margin Account Computations
- Advanced Option Strategies
- Money Market Computations
- Forecasting Cash Flows
- Leverage Analysis

\$99.95

*** ALL PRICES AND SPECIFICATIONS SUBJECT TO CHANGE ***
DELIVERY SUBJECT TO AVAILABILITY

DEALER INQUIRIES WELCOME



50 N. PASCACK ROAD
SPRING VALLEY, NEW YORK 10977

NEW TOLL-FREE
ORDER LINE
(OUTSIDE OF N.Y. STATE)
(800) 431-2818



24 HOUR
ORDER
LINE

(914) 425-1535




30 DAY MONEY-BACK GUARANTEE

- All orders processed within 24 hours
- 30-day money back guarantee
- Add \$3.00 for shipping in UPS areas
- Add \$4.00 for C.O.D. or Non-UPS areas
- Add \$5.00 to Canada or Mexico
- Add exact postage to all other countries

Introducing the Most Powerful Business Software Ever!

TRS-80™ (Model I, II, III, or 16) • APPLE™ • IBM™ • OSBORNE™ • CP/M™ • XEROX™



The VERSABUSINESS™ Series

Each VERSABUSINESS module can be purchased and used independently, or can be linked in any combination to form a complete, coordinated business system.

VERSARECEIVABLES™

\$99.95

VERSARECEIVABLES™ is a complete menu-driven accounts receivable, invoicing, and monthly statement-generating system. It keeps track of all information related to who owes you or your company money, and can provide automatic billing for past due accounts. VERSARECEIVABLES™ prints all necessary statements, invoices, and summary reports and can be linked with VERSALEDGER II™ and VERSAINVENTORY™.

VERSAPAYABLES™

\$99.95

VERSAPAYABLES™ is designed to keep track of current and aged payables, keeping you in touch with all information regarding how much money your company owes, and to whom. VERSAPAYABLES™ maintains a complete record on each vendor, prints checks, check registers, vouchers, transaction reports, aged payables reports, vendor reports, and more. With VERSAPAYABLES™, you can even let your computer automatically select which vouchers are to be paid.

VERSAPAYROLL™

\$99.95

VERSAPAYROLL™ is a powerful and sophisticated, but easy to use payroll system that keeps track of all government-required payroll information. Complete employee records are maintained, and all necessary payroll calculations are performed automatically, with totals displayed on screen for operator approval. A payroll can be run totally, automatically, or the operator can intervene to prevent a check from being printed, or to alter information on it. If desired, totals may be posted to the VERSALEDGER II™ system.

VERSAINVENTORY™

\$99.95

VERSAINVENTORY™ is a complete inventory control system that gives you instant access to data on any item. VERSAINVENTORY™ keeps track of all information related to what items are in stock, out of stock, on backorder, etc., stores sales and pricing data, alerts you when an item falls below a preset reorder point, and allows you to enter and print invoices directly or to link with the VERSARECEIVABLES™ system. VERSAINVENTORY™ prints all needed inventory listings, reports of items below reorder point, inventory value reports, period and year-to-date sales reports, price lists, inventory checklists, etc.

VERSALEDGER II™

\$149.95

VERSALEDGER II™ is a complete accounting system that grows as your business grows. VERSALEDGER II™ can be used as a simple personal checkbook register, expanded to a small business bookkeeping system or developed into a large corporate general ledger system **without any additional software.**

- VERSALEDGER II™ gives you almost unlimited storage capacity (300 to 10,000 entries per month, depending on the system),
- stores all check and general ledger information forever,
- prints tractor-feed checks,
- handles multiple checkbooks and general ledgers,
- prints 17 customized accounting reports including check registers, balance sheets, income statements, transaction reports, account listings, etc.

VERSALEDGER II™ comes with a professionally-written 160 page manual designed for first-time users. The VERSALEDGER II™ manual will help you become quickly familiar with VERSALEDGER II™, using complete sample data files supplied on diskette and more than 50 pages of sample printouts.

SATISFACTION GUARANTEED!

Every VERSABUSINESS™ module is guaranteed to outperform all other competitive systems, and at a fraction of their cost. If you are not satisfied with any VERSABUSINESS™ module, you may return it within 30 days for a refund. Manuals for any VERSABUSINESS™ module may be purchased for \$25 each, credited toward a later purchase of that module.

To Order:

**Write or call Toll-free (800) 431-2818
(N.Y.S. residents call 914-425-1535)**

- * add \$3 for shipping in UPS areas
- * add \$4 for C.O.D. or non-UPS areas

- * add \$5 to CANADA or MEXICO
- * add proper postage elsewhere

DEALER INQUIRIES WELCOME

All prices and specifications subject to change / Delivery subject to availability.

COMPUTRONICS INC.

50 N. PASCACK ROAD, SPRING VALLEY, N.Y. 10977

* TRS-80 is a trademark of the Radio Shack Division of Tandy Corp. * APPLE is a trademark of Apple Corp. * IBM is a trademark of IBM Corp. * OSBORNE is a trademark of Osborne Corp. * CP/M is a trademark of Digital Research * XEROX is a trademark of Xerox Corp.

H & E COMPUTRONICS INC.

WABASH WARRANTY FLEXIBLE DISKS

SPECIAL INTRODUCTORY OFFER



wabash[®] 5-YEAR WARRANTY 8" Maxi-Myte Flexible Disks

The only 8" diskettes guaranteed to perform for a full five years.

Single Side / Double Density

\$39⁹⁵
EACH BOX OF 10

wabash[®] 2-YEAR WARRANTY

5 1/4" Mini-Myte Flexible Disks

The only 5 1/4" diskettes guaranteed to perform for a full two years.


Single Side / Double Density

\$34⁹⁵
EACH BOX OF 10

COATING The Coating process has been recently improved by our revolutionary SR-3000 manufacturing process, resulting in a completely uniform surface, with excellent adherence to the polyester base. The result: consistent signal quality which is crucial to all applications, on all appropriate drives.

PUNCHING State-of-the-Art equipment at the Paoli plant assures precision punching and assembly for every Wabash diskette. Certification and initialization are also care fully supervised at this stage, guaranteeing satisfactory use of Wabash diskettes for years to come.

Ask us about our other in-stock and ready-to-ship products including printer ribbons, pressure sensitive labels, paper, media storage equipment, and more!



CALL TODAY OR SEND COUPON

800-431-2818 24-HOUR HOTLINE **914-425-1535**

COMPUTRONICS 50 N. Pascack Road
Spring Valley, N.Y. 10977

- Please send me ___ boxes of 8" Maxi-Myte Flexible Disks at **\$39.95** per box. Please add \$3.00 for shipping.
- Please send me ___ boxes of 5 1/4" Mini-Myte Flexible Disks at **\$34.95** per box. Please add \$3.00 for shipping
- Please send me more information about other Computronics products.

Check enclosed

Credit Card No. _____ Exp. _____


Name _____

Address _____

City/State/Zip _____

Phone (____) _____

Use IRS label. Otherwise, please print or type.	Your first name and initial (if joint return, also give spouse's name and initial)	Last name	Your social security number
	Present home address (Number and street, including apartment number, or rural route)		Spouse's social security no.
	City, town or post office, State and ZIP code		Your occupation
		Spouse's occupation	
Presidential Election Campaign	Do you want \$1 to go to this fund?	Yes <input type="checkbox"/> No <input type="checkbox"/>	Note: Checking "Yes" will not increase your tax or reduce your refund.
	If joint return, does your spouse want \$1 to go to this fund?	Yes <input type="checkbox"/> No <input type="checkbox"/>	



TRS-80* Owners Do Your Own Taxes Like An Expert with TAX/SAVER II™

* TRS-80 is a trademark of the Radio Shack Division of Tandy Corp.

FOR MODEL I, II** or MODEL III

TAX/SAVER II™ — The tax help program for the layman, the professional accountant or tax preparer. New and expanded, TAX/SAVER II™ offers a different approach to preparing a tax return. Like the original, the new version has the tax regulations programmed in so it is more than just a calculator. Designed for non-accountants, TAX/SAVER II™ asks you questions, just as an accountant does. Based on your answers, it leads you through the tax maze to your lowest legal tax. Then it tells you how to fill in your return, line by line, or it will output to a printer.

TAX/SAVER II™ also has speed features for those doing more than one return. Optional program instruction and tax text make TAX/SAVER II™ the practical system for professional preparers as well. TAX/SAVER II™ has full disk storage of data files (with optional password protection).

The manual includes information on special tax areas, lists of possible deductions and a tax glossary.

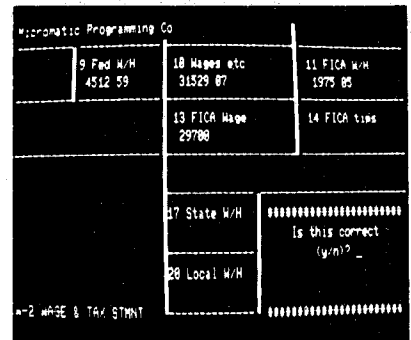
TAX/SAVER II™ compares itemized deductions to national averages; automatically computes certain limitations - for example, on medical deductions and contributions; checks for excess FICA; helps determine dependents. Yet, TAX/SAVER II™ offers the privacy and convenience of home use.

The user-oriented design with special screen formatting makes data entry, verification and correction easy. Yet you are always in control. You can skip any help features or parts of the program that you don't need.

TAX/SAVER II™

- Completes long and short forms (1040 & 1040A)
- Itemized Deductions - Schedule A
- Interest & Dividends - Schedule B
- Tax Calculation - Tables, Rates
- Tax Savings Methods - Income Averaging, Maximum Tax, Alternative Tax
- Business Income - Schedules C & SE
- Capital Gains - Schedule D
- Allows you the privacy of your own home
- Lets you help friends and relatives with their taxes
- Has built-in aids. Answers specific questions like "Is my father my dependent?" and "Are my deductions reasonable?"
- Manual includes 1982 tax forms, information on special tax areas, lists of possible deductions, and glossary of tax terms
- Completes long and short forms including itemized deductions, excess FICA, earned income credit, community property, tax calculation (comparing all possible filing statuses in one run)
- Tax regulations are programmed in by our team of accountants. Just type in your figures & you've done your own tax return
- Helps you find the lowest tax
- Discounts on yearly updates
- Prints out on standard IRS forms overlays or plain tractor feed paper
- Accepts totals from all other tax forms not listed here

Now With Printout!



REVIEWS:

"...well designed and easy to use" - D. Lubar, Creative Computing 1/81
 "...TAX/SAVER™ may very well live up to its name"
 M. Tannenbaum, CPA, 80 Microcomputing 2/81

CUSTOMERS:

"For the price it can't be beat. I am looking forward to next year. With this program I finish my filing in 2 hours. Thank you."

"Excellent presentation. Tutorial style is one of its most attractive attributes. Finally, a program I can really use!"

PROFESSIONALS:

"This is the perfect program for those doing taxes for others for reasonable fees. It was obviously written by folks that know both programming and tax law." "TAX/SAVER™ is superior."

NEW PROFESSIONAL TAX/FORECASTER™

TAX/FORECASTER™, the quick tax estimator (with printout) for both 1982 and 1983 lets you revise its estimate by merely changing one or more lines. Use it as a tax planner either together with TAX/SAVER II™ or by itself. TAX/FORECASTER™ lets you quickly ask all of your WHAT IF? Questions and instantly recalculates your taxes. A great tax preparation aid for both the layman and professional. Includes Income Averaging and disk storage of Client files.

• Both TAX/SAVER II™ and TAX/FORECASTER™ are tax-deductible • Discounts are given on yearly updates • Free tax newsletter is issued annually.
 With the combined package TAX/SAVER II™ and TAX/FORECASTER™, you can now have, at an affordable price, the power to predict, control and reduce your tax liability.

- TAX/SAVER II™ (MOD I & III) \$139.95 - Manual Included
- PROFESSIONAL TAX/FORECASTER™ (MOD I & III) \$99.95 (\$84.95 if purchased with TAX/SAVER II™)
- UPDATE for Registered TAX/SAVER II™ Owners \$83.95
- TAX FORM OVERLAYS \$39.95
- TAX/SAVER II™ - Model II** Version \$199.95
- PROFESSIONAL TAX/FORECASTER™ - Model II** Version \$129.95

SYSTEM REQUIREMENTS

- TRS-80 Model I with 32K and 2 disk drives
- TRS-80 Model III with 32K and 2 disk drives
- TRS-80 Model II** with 64K and 1 disk drive

** Availability of Model II programs uncertain at press time.



50 N. PASCACK ROAD
 SPRING VALLEY, NEW YORK 10977

**NEW TOLL-FREE
 ORDER LINE**
 (OUTSIDE OF N.Y. STATE)
(800) 431-2818



**24 HOUR
 ORDER
 LINE**
(914) 425-1535



★ 30-Day money back guarantee

- ★ ADD \$3.00 FOR SHIPPING IN UPS AREAS
- ★ ADD \$4.00 FOR C.O.D. OR NON-UPS AREAS
- ★ ADD \$5.00 TO CANADA AND MEXICO
- ★ ADD PROPER POSTAGE OUTSIDE U.S., CANADA & MEXICO

— ALL PRICES & SPECIFICATIONS SUBJECT TO CHANGE —
 — DELIVERY SUBJECT TO AVAILABILITY —

The Original Magazine for Owners of the TRS-80™ MicroComputer

MODEL I • MODEL II/16 • MODEL III • POCKET COMPUTER • COLOR COMPUTER

Software
for TRS-80
Owners

COMPUTRONICS INC.

Monthly
Newsmagazine
for TRS-80
Owners

MONTHLY NEWS MAGAZINE



- PRACTICAL APPLICATIONS
- NEW EXPANDED BUSINESS SECTIONS
- GAMBLING
- GAMES
- EDUCATION
- PERSONAL FINANCE

- BEGINNER'S CORNER
- NEW PRODUCTS
- SOFTWARE EXCHANGE
- MARKET PLACE
- QUESTIONS & ANSWERS
- PROGRAM PRINT OUTS
- ...and MORE!

YOUR CHOICE

FREE

with your Subscription or Renewal

A.

NANOS SYSTEMS CORP.

TRS-80 At Your Fingertips

Complete quick reference guide to basic, assembly language* and graphic codes — all at your fingertips for all TRS-80 computers (specify computer).

* Assembly Language Section N/A for Color Computer

B.

A Word Processor, Data Management System and Cleanup

(A maze game) All on cassette. (Add \$3 for diskette, add \$5 for modified MOD-II/16 diskette version—N/A on color computer or pocket computer.)

OR

COMPUTRONICS INC.

50 North Pascack Road
Spring Valley, New York 10977

CALL TOLL FREE
800-431-2818

(Outside of New York State)

24 HOUR ORDER LINE
914-425-1535



- One Year Magazine Subscription \$24 New Renewal
 Two Year Magazine Subscription \$48.00 New Renewal
 Sample Issue \$4. Mod II/16 Newsletter Subscription \$18
 Your Choice: TRS-80* at Your Fingertips or Word Processor/Data Management
 Model Model II/16 Model III Color Computer Pocket Computer

NEW!

NEW!

**MOD-II/16
NEWSLETTER**

\$18/Year (or 12 issues)

Name _____ Address _____ City _____

State _____ Zip _____ Signature _____

Credit Card Number _____ Expiration Date _____

Add \$12/Year (Canada, Mexico)—Add \$24/Year Air Mail outside of U.S.A., Canada, and Mexico
All Prices and Specifications Subject to Change

* TRS-80 is a trademark of the Radio Shack Division of Tandy Corp.

ACCEL3

ACCEL3
\$99.95

...
YOU OWE IT TO YOUR BASIC PROGRAM

BASIC Compiler, Model I/III, all DOS

ACCEL2 Plus:

- Bigger optimized subset
- Quicker compilation
- More compact output
- Almost total compatibility

developed in England
by Southern Software

ALGORIX
Allen Gelder Software
(415) 387-3131
Box 11721 San Francisco CA 94101

- ① Includes INP, OUT, multi-dimensional arrays.
- ② About 40 lines/second.
- ③ Only 10% -35% code growth.
- ④ Even unstructured for-next loops, variable-bound arrays.

\$99.95 +\$2 Shipping
CA add 6%

ALGORIX
Allen Gelder Software
(415) 387-3131
Box 11721 San Francisco CA 94101

Also **EDIT** Full screen BASIC editor. **\$40**

ADVERTISING DIRECTORY

- 5 Alpha Products..... 1-800-221-0916
- 61 Anitek Software Products..... 305-259-9397
- 59 A. R. Systems
- 9 Aspen Software Company..... 505-281-1634
- 21 Bealin Corp..... 301-490-2744
- Cover 3 The Bottom Line.....
- 8 B L & W
- 34-35 BT Enterprises..... 800-645-1165
- Cover 2 The Business Division..... 305-830-8194
- 37 Compass Systems, Inc..... 603-329-5603
- 43 CompuAdd Corp. 1-800-531-5475
- 61 Compu-Kit 713-474-7342
- 25 Computech 201-364-3005
- 59 Computer Plus 617-486-3193
- 51 Computer Shopper..... 1-800-327-9920
- 41 Cosmopolitan Electronics Corp... 313-397-3126
- 45 Data Resources 303-698-1263
- 61 Data Systems 305-788-2145
- 6 EAP Co..... 817-498-4242
- 4 Eighty System Newsletter
- 68 Allen Gelder Software
- 10 Gooth Tax Programs
- 39 Hacks..... 713-455-3276
- 63-67 H & E Computronics..... 1-800-431-2818
- 59 Illustrated Memory Banks/IMB ... 413-663-9648
- 29 Kwik Software..... 417-326-7154
- 10 Langley-St. Clair..... 1-800-221-7070
- Cover 4 Leading Edge Products, Inc. ... 1-800-343-6833
- 29 Lemons Tech Services..... 417-345-7643
- 61 M.E.S.C.
- 59 Micro Architect
- 33 Micro Data Supplies 216-481-1600
- 16 Micro Images 212-445-7124
- 47 Micro Labs..... 214-235-0915
- 17 Microsette Co. 415-968-1604
- 3 Micro Systems Software..... 1-800-327-8724 ext. 197
- 29 Nanos Systems Corp. 317-244-4078
- 3,11,13,15 Powersoft 800-527-7432
- 19 PMC Software..... 415-962-0318
- 7 Precision Prototypes..... 512-526-4758
- 26-27 Racet Computes 714-997-4950
- 31 Software Options, Inc. 1-800-521-6504
- 8 SOURCELIB Systems 800-223-1087
- 12 Star Ware
- 6 Swayback Software..... 609-778-0811
- 6 Virginia Micro Systems..... 703-491-6502

IDS MICROPRISM



\$689.88

UPS Delivered

- 110 cps bi-directional, logic-seeking
- Single pass correspondence quality print
- 10, 12, & 16 cpi with extended mode (24 x 9 dpi)
- 84 x 84 dpi Dotplot graphics; 1/48" line space

Okidata Printers

MICROLINE 82A	\$439 ⁰⁰
ML82A TRACTOR	\$59 ⁰⁰
MICROLINE 83A	\$694 ⁰⁰
OKIGRAPH ROM	\$44 ⁰⁰
MICROLINE 84 Parallel	
200 cps	\$1044 ⁰⁰
MICROLINE 84 RS-232C	
200 cps	\$1169 ⁰⁰

Anadex Printers

DP-9500A	\$1474 ⁰⁰
DP-9510A	\$1474 ⁰⁰
DP-9620A	\$1569 ⁰⁰

Brother Printers

DAISYWRITER 2000	\$1089 ⁰⁰
TRACTOR	\$49 ⁰⁰
CABLE	\$149 ⁰⁰

IDS Printers

PRISM 80 W/4-colors, Sprint Mode, Dot Plot, & Cut	
Sheet Guide	\$1329 ⁰⁰
PRISM 80 w/o color	\$1174 ⁰⁰
PRISM 132 W/4-colors, Sprint Mode, Dot Plot, & Cut	
Sheet Guide	\$1699 ⁰⁰
PRISM 132 w/o color	\$1254 ⁰⁰

TEC Printers



DMP85 \$469⁰⁰
The generic version of NEC & Prowriter printers. Features 120 cps, bi-directional, logic-seeking, 1.3K buffer. 5 fonts, 8 sizes on 9x9 matrix, w/proportional print, true descenders, & Greek/Math font. 160 x 144 dots/inch Hi-Res graphics matrix, 1/144" line feed. Friction & tractor standard, rear paper path.

Hayes Smartmodem



A sophisticated 0-300 baud originate/answer modem. Features include auto-dial, auto-answer, full/half duplex, keyboard control, user-selectable parameters. Comes with telephone cable & power supply.
HAYES SMARTMODEM \$229⁰⁰
HAYES 1200 BAUD SMARTMODEM \$574⁰⁰
RS-232C CABLE \$29⁰⁰

MicroTerm

An excellent terminal program from Micro-Systems Software. Microterm features simultaneous input while at menu, auto dial support (including pre-programmed dialing and transmission without operator intervention), direct file transfer, 34K of capture buffer, and a high operational baud rate (near 9600). Well-suited to both the Lynx & Hayes Smartmodem's auto dial & auto answer features. Specify Model I or II when

ordering
MICROTERM \$89⁰⁰

MODEMS

LYNX	\$229 ⁰⁰
SIGNALMAN MARK I	\$89 ⁰⁰
NOVATION AUTO CAT	\$224 ⁰⁰
NOVATION 1200 BAUD AUTO CAT	\$569 ⁰⁰

Model 3

Model 3 with 48K RAM and two single sided, double density drives, delivered ready to run. Fully compatible with all hardware/software RS-232C port optional. Non-Radio Shack warranty, but full 90 days on parts & labor.
MODEL 3 \$1799⁰⁰

Disk Drives

40 TRACK SS	\$239 ⁰⁰
-------------	---------------------

Dosplus

The finest DOS available. Features a BASIC array sort (multi-key, multi-array), input @ (controlled screen input), random access and ASCII modification, BASIC checks for active "DO", repeat of last DOS command, device routing, single file conversion from Model III. TRSDOS, reading 40-track disks in 80 track drives, etc. Specify Model I or III, single or double density, 40 or 80 track disk drive.
DOSPLUS 3,4 \$104⁰⁰

Quic-N-Easi

Quic-N-Easi lets anyone write custom business application programs without BASIC—and you do it faster. Now you can try **Quic-N-Easi** for 15 days FREE. You're satisfied or your \$195 refunded—no questions asked. Non-programmers & experts alike can write sophisticated business programs with **Quic-N-Easi** inventory, records, sales tracking, budgeting—and you'll program faster, with greater flexibility, like a pro—or your money back.
TRS-80 Model III/II
Quic-N-Easi \$159⁰⁰
Model II/16 (CP/M required)
Quic-N-Easi \$159⁰⁰

NEWSSCRIPT 7.0

ProSort's **NEWSSCRIPT** supports most printers (including the new Microline 84), and features true right-justified proportional printing, single and double-width type within text, subscripts, superscripts, underlining, boldfaces, multiple character pitch, full-screen editing, global search/replace, customized "form" letters, plain english commands, typeahead/print-ahead buffers for speed, a professional manual, & customer support from the author himself.
Newscript \$104⁰⁰
Options (below) are not available separately.
Mail Labels \$15⁰⁰
File Converter \$15⁰⁰
Proportional Driver \$49⁰⁰
Electric Webster \$150⁰⁰

C. Itoh Printers

C. ITOH PROWRITER	\$499 ⁰⁰
C.ITOH PROWRITER Parallel & RS-232C	\$619 ⁰⁰
C. ITOH PROWRITER 2	\$734 ⁰⁰
C.ITOH PROWRITER 2 Parallel & RS-232C	\$799 ⁰⁰
C. ITOH F-10/40 STARWRITER	
Parallel, 40 cps	\$1499 ⁰⁰
C. ITOH F-10/55 PRINTMASTER	
Parallel, 55 cps	\$1799 ⁰⁰
F-10 TRACTOR	\$289 ⁰⁰

NEC Printers

NEC PC 8023A-C	\$509 ⁰⁰
NEC 3530 (35cps)	\$1809 ⁰⁰
NEC 7730 (55 cps)	\$2579 ⁰⁰

Centronics Printers

CENTRONICS 122-1	\$979 ⁰⁰
CENTRONICS 352	\$1614 ⁰⁰
CENTRONICS 353	\$2274 ⁰⁰
CENTRONICS 739-1	\$659 ⁰⁰

Smith-Corona

SMITH CORONA TP-1	\$599 ⁰⁰
Specify 10 or 12 cpi	
Specify Parallel or RS-232C	

Call For Prices

On QUME & DIABLO Daisywheels
QUANTEX, DATASOUTH, DIP, MPI, & other printers available

Orders & Information: CALL (603)-673-8857

Orders Only: CALL (800)-343-0726

No Hidden Charges

No surcharge for credit cards—No charge for UPS shipping—Stock shipments next day. All equipment shipped factory fresh with manufacturer's warranty—We accept CODs. Open PO's not accepted—\$50 minimum order—No foreign orders accepted.

Prices subject to change—call for quotes



HIGH TECHNOLOGY AT AFFORDABLE PRICES

THE BOTTOM LINE

Milford NH 03055-0423

THE PROWRITER COMETH.

(And It Cometh On Like Gangbusters.)



Evolution.

It's inevitable. An eternal verity.

Just when you think you've got it knocked, and you're resting on your laurels, somebody comes along and makes a dinosaur out of you.

Witness what happened to the Centronics printer when the Epson MX-80 came along in 1981.

And now, witness what's happening to the MX-80 as the ProWriter cometh to be the foremost printer of the decade.

SPEED

MX-80: 80 cps. for 46 full lines per minute throughput.

PROWRITER: 120 cps. for 63 full lines per minute throughput.

GRAPHICS

MX-80: Block graphics standard fine for things like bar graphs.

PROWRITER: High-resolution graphics features, fine for bar graphs, smooth curves, thin lines, intricate details, etc.

PRINTING

MX-80: Dot matrix business quality.

PROWRITER: Dot matrix correspondence quality, with incremental printing capability standard.

FEED

MX-80: Tractor feed standard; optional friction-feed kit for about \$75 extra.

PROWRITER: Both tractor and friction feed standard.

INTERFACE

MX-80: Parallel interface standard; optional serial interface for about \$75 extra.

PROWRITER: Available standard—either parallel interface or parallel/serial interface.

WARRANTY

MX-80: 90 days, from Epson.

PROWRITER: One full year, from Leading Edge.

PRICE

Heh, heh.

Marketed Exclusively by Leading Edge Products, Inc., 225 Turnpike Street, Canton, Massachusetts 02021. Call: toll-free 1-800-343-6833; or in Massachusetts call collect (617) 828-8150. Telex 951-624.

LEADING EDGE.

For a free poster of "Ace" (Prowriter's pilot) doing his thing, please write us.